

# Child Care Subsidy Services Makes a Difference for Children and Communities Alamance County

## What Service is Needed:

### Child Care Subsidy Services

- ❖ Helps parents pay for child care so they can work or attend school
- ❖ Provides information to parents about how to choose a safe, quality child care arrangement
- ❖ Funded by a mixture of state (35%) and federal (65%)

### Facts About Alamance County

- ❖ 6,308 children are eligible for child care subsidy services (Includes children under age 11 whose parents are working).<sup>1</sup>
- ❖ \$6,235,728 is currently available to serve eligible children.<sup>2</sup>
- ❖ Currently 1,348 children are receiving subsidized child care services. This represents 21.4% of all eligible children.<sup>2</sup>
- ❖ With a 5% increase in child care subsidy funding, an additional 67 children could be served each month in Alamance County.<sup>3</sup>

### Key Facts about Subsidy Services in North Carolina:

- ❖ About 85,000 children per month receive subsidy services
- ❖ 82.5% of the children are receiving services because their parents are employed
- ❖ 84% of the families receiving subsidy services earn less than \$25,000 per year
- ❖ Parents pay a portion of the child care cost by paying 8%, 9%, 10% of their income as a parent fee

## The Benefits:

### For Families

- ❖ Helps parents to work and attend school
- ❖ Provides a safe setting for children
- ❖ Helps children to be better prepared for school
- ❖ Having a good early childhood education experience helps children to be successful in language, math and social skills in school

### For the Community

- ❖ Working families put a large amount of money back into the local economy and tax system through their employment, earnings and purchase of child care
- ❖ The cost of child care subsidy services is offset by the working families' ability to pay taxes
- ❖ Parents with stable child care arrangements are more focused on the job and make better employees
- ❖ Receiving child care subsidy services offers children a chance to receive an early childhood education which leads to increased success in school and less costs to the community and state in terms of remedial services

<sup>1</sup> Based upon data from the 2000 Census and 2007 population projections.

<sup>2</sup> Includes SFY 2010-2011 non-Smart Start and Smart Start allocations and children served (during 1/09). For some counties, figures for funds available and children served include those for services provided through contracting Subsidy Administrator.

<sup>3</sup> Based on the average cost of care in Alamance County and 5% increase in total funding (federal and state)

# Child Care Subsidy Services Makes a Difference for Children and Communities

## Alexander County

### What Service is Needed:

#### Child Care Subsidy Services

- ❖ Helps parents pay for child care so they can work or attend school
- ❖ Provides information to parents about how to choose a safe, quality child care arrangement
- ❖ Funded by a mixture of state (35%) and federal (65%)

#### Facts About Alexander County

- ❖ 1,384 children are eligible for child care subsidy services (Includes children under age 11 whose parents are working).<sup>1</sup>
- ❖ \$1,250,253 is currently available to serve eligible children.<sup>2</sup>
- ❖ Currently 357 children are receiving subsidized child care services. This represents 25.8% of all eligible children.<sup>2</sup>
- ❖ With a 5% increase in child care subsidy funding, an additional 18 children could be served each month in Alexander.<sup>3</sup>

#### Key Facts about Subsidy Services in North Carolina:

- ❖ About 85,000 children per month receive subsidy services
- ❖ 82.5% of the children are receiving services because their parents are employed
- ❖ 84% of the families receiving subsidy services earn less than \$25,000 per year
- ❖ Parents pay a portion of the child care cost by paying 8%, 9%, 10% of their income as a parent fee

### The Benefits:

#### For Families

- ❖ Helps parents to work and attend school
- ❖ Provides a safe setting for children
- ❖ Helps children to be better prepared for school
- ❖ Having a good early childhood education experience helps children to be successful in language, math and social skills in school

#### For the Community

- ❖ Working families put a large amount of money back into the local economy and tax system through their employment, earnings and purchase of child care
- ❖ The cost of child care subsidy services is offset by the working families' ability to pay taxes
- ❖ Parents with stable child care arrangements are more focused on the job and make better employees
- ❖ Receiving child care subsidy services offers children a chance to receive an early childhood education which leads to increased success in school and less costs to the community and state in terms of remedial services

<sup>1</sup> Based upon data from the 2000 Census and 2009 population projections.

<sup>2</sup> Includes SFY 2010-2011 non-Smart Start and Smart Start allocations and children served (during 10/10). For some counties, figures for funds available and children served include those for services provided through contracting Subsidy Administrator.

<sup>3</sup> Based on the average cost of care in Alexander County and 5% increase in total funding (federal and state)

# Child Care Subsidy Services Makes a Difference for Children and Communities Allegheny County

## What Service is Needed:

### Child Care Subsidy Services

- ❖ Helps parents pay for child care so they can work or attend school
- ❖ Provides information to parents about how to choose a safe, quality child care arrangement
- ❖ Funded by a mixture of state (35%) and federal (65%)

### Facts About Allegheny County

- ❖ 526 children are eligible for child care subsidy services (Includes children under age 11 whose parents are working).<sup>1</sup>
- ❖ \$483,138 is currently available to serve eligible children.<sup>2</sup>
- ❖ Currently 117 children are receiving subsidized child care services. This represents 22.3% of all eligible children.<sup>2</sup>
- ❖ With a 5% increase in child care subsidy funding, an additional 6 children could be served each month in Allegheny County.<sup>3</sup>

### Key Facts about Subsidy Services in North Carolina:

- ❖ About 85,000 children per month receive subsidy services
- ❖ 82.5% of the children are receiving services because their parents are employed
- ❖ 84% of the families receiving subsidy services earn less than \$25,000 per year
- ❖ Parents pay a portion of the child care cost by paying 8%, 9%, 10% of their income as a parent fee

## The Benefits:

### For Families

- ❖ Helps parents to work and attend school
- ❖ Provides a safe setting for children
- ❖ Helps children to be better prepared for school
- ❖ Having a good early childhood education experience helps children to be successful in language, math and social skills in school

### For the Community

- ❖ Working families put a large amount of money back into the local economy and tax system through their employment, earnings and purchase of child care
- ❖ The cost of child care subsidy services is offset by the working families' ability to pay taxes
- ❖ Parents with stable child care arrangements are more focused on the job and make better employees
- ❖ Receiving child care subsidy services offers children a chance to receive an early childhood education which leads to increased success in school and less costs to the community and state in terms of remedial services

<sup>1</sup> Based upon data from the 2000 Census and 2009 population projections.

<sup>2</sup> Includes SFY 2010-2011 non-Smart Start and Smart Start allocations and children served (during 10/10). For some counties, figures for funds available and children served include those for services provided through contracting Subsidy Administrator.

<sup>3</sup> Based on the average cost of care in Allegheny County and 5% increase in total funding (federal and state)

# Child Care Subsidy Services Makes a Difference for Children and Communities

## Anson County

### What Service is Needed:

#### Child Care Subsidy Services

- ❖ Helps parents pay for child care so they can work or attend school
- ❖ Provides information to parents about how to choose a safe, quality child care arrangement
- ❖ Funded by a mixture of state (35%) and federal (65%)

#### Facts About Anson County

- ❖ 1,273 children are eligible for child care subsidy services (Includes children under age 11 whose parents are working).<sup>1</sup>
- ❖ \$1,127,775 is currently available to serve eligible children.<sup>2</sup>
- ❖ Currently 309 children are receiving subsidized child care services. This represents 24.3% of all eligible children.<sup>2</sup>
- ❖ With a 5% increase in child care subsidy funding, an additional 15 children could be served each month in Anson County.<sup>3</sup>

#### Key Facts about Subsidy Services in North Carolina:

- About 85,000 children per month receive subsidy services
- 82.5% of the children are receiving services because their parents are employed
- 84% of the families receiving subsidy services earn less than \$25,000 per year
- Parents pay a portion of the child care cost by paying 8%, 9%, 10% of their income as a parent fee

### The Benefits:

#### For Families

- ❖ Helps parents to work and attend school
- ❖ Provides a safe setting for children
- ❖ Helps children to be better prepared for school
- ❖ Having a good early childhood education experience helps children to be successful in language, math and social skills in school

#### For the Community

- ❖ Working families put a large amount of money back into the local economy and tax system through their employment, earnings and purchase of child care
- ❖ The cost of child care subsidy services is offset by the working families' ability to pay taxes
- ❖ Parents with stable child care arrangements are more focused on the job and make better employees
- ❖ Receiving child care subsidy services offers children a chance to receive an early childhood education which leads to increased success in school and less costs to the community and state in terms of remedial services

<sup>1</sup> Based upon data from the 2000 Census and 2007 population projections.

<sup>2</sup> Includes SFY 2010-2011 non-Smart Start and Smart Start allocations and children served (during 10/10). For some counties, figures for funds available and children served include those for services provided through contracting Subsidy Administrator.

<sup>3</sup> Based on the average cost of care in Anson County and 5% increase in total funding (federal and state)

# Child Care Subsidy Services Makes a Difference for Children and Communities Ashe County

## What Service is Needed:

### Child Care Subsidy Services

- ❖ Helps parents pay for child care so they can work or attend school
- ❖ Provides information to parents about how to choose a safe, quality child care arrangement
- ❖ Funded by a mixture of state (35%) and federal (65%)

### Facts About Ashe County

- ❖ 1,135 children are eligible for child care subsidy services (Includes children under age 11 whose parents are working).<sup>1</sup>
- ❖ \$1,353,717 is currently available to serve eligible children.<sup>2</sup>
- ❖ Currently 209 children are receiving subsidized child care services. This represents 18.4% of all eligible children.<sup>2</sup>
- ❖ With a 5% increase in child care subsidy funding, an additional 10 children could be served each month in Ashe County.<sup>3</sup>

### Key Facts about Subsidy Services in North Carolina:

- ❖ About 85,000 children per month receive subsidy services
- ❖ 82.5% of the children are receiving services because their parents are employed
- ❖ 84% of the families receiving subsidy services earn less than \$25,000 per year
- ❖ Parents pay a portion of the child care cost by paying 8%, 9%, 10% of their income as a parent fee

## The Benefits:

### For Families

- ❖ Helps parents to work and attend school
- ❖ Provides a safe setting for children
- ❖ Helps children to be better prepared for school
- ❖ Having a good early childhood education experience helps children to be successful in language, math and social skills in school

### For the Community

- ❖ Working families put a large amount of money back into the local economy and tax system through their employment, earnings and purchase of child care
- ❖ The cost of child care subsidy services is offset by the working families' ability to pay taxes
- ❖ Parents with stable child care arrangements are more focused on the job and make better employees
- ❖ Receiving child care subsidy services offers children a chance to receive an early childhood education which leads to increased success in school and less costs to the community and state in terms of remedial services

<sup>1</sup> Based upon data from the 2000 Census and 2007 population projections.

<sup>2</sup> Includes SFY 2010-2011 non-Smart Start and Smart Start allocations and children served (during 10/10). For some counties, figures for funds available and children served include those for services provided through contracting Subsidy Administrator.

<sup>3</sup> Based on the average cost of care in Ashe County and 5% increase in total funding (federal and state)

# Child Care Subsidy Services Makes a Difference for Children and Communities

## Avery County

### What Service is Needed:

#### Child Care Subsidy Services

- ❖ Helps parents pay for child care so they can work or attend school
- ❖ Provides information to parents about how to choose a safe, quality child care arrangement
- ❖ Funded by a mixture of state (35%) and federal (65%)

#### Facts About Avery County

- ❖ 678 children are eligible for child care subsidy services (Includes children under age 11 whose parents are working).<sup>1</sup>
- ❖ \$474,683 is currently available to serve eligible children.<sup>2</sup>
- ❖ Currently 141 children are receiving subsidized child care services. This represents 20.8% of all eligible children.<sup>2</sup>
- ❖ With a 5% increase in child care subsidy funding, an additional 7 children could be served each month in Avery County.<sup>3</sup>

#### Key Facts about Subsidy Services in North Carolina:

- ❖ About 85,000 children per month receive subsidy services
- ❖ 82.5% of the children are receiving services because their parents are employed
- ❖ 84% of the families receiving subsidy services earn less than \$25,000 per year
- ❖ Parents pay a portion of the child care cost by paying 8%, 9%, 10% of their income as a parent fee

### The Benefits:

#### For Families

- ❖ Helps parents to work and attend school
- ❖ Provides a safe setting for children
- ❖ Helps children to be better prepared for school
- ❖ Having a good early childhood education experience helps children to be successful in language, math and social skills in school

#### For the Community

- ❖ Working families put a large amount of money back into the local economy and tax system through their employment, earnings and purchase of child care
- ❖ The cost of child care subsidy services is offset by the working families' ability to pay taxes
- ❖ Parents with stable child care arrangements are more focused on the job and make better employees
- ❖ Receiving child care subsidy services offers children a chance to receive an early childhood education which leads to increased success in school and less costs to the community and state in terms of remedial services

<sup>1</sup> Based upon data from the 2000 Census and 2007 population projections.

<sup>2</sup> Includes SFY 2010-2011 non-Smart Start and Smart Start allocations and children served (during 10/10). For some counties, figures for funds available and children served include those for services provided through contracting Subsidy Administrator.

<sup>3</sup> Based on the average cost of care in Avery County and 5% increase in total funding (federal and state)

# Child Care Subsidy Services Makes a Difference for Children and Communities Beaufort County

## What Service is Needed:

### Child Care Subsidy Services

- ❖ Helps parents pay for child care so they can work or attend school
- ❖ Provides information to parents about how to choose a safe, quality child care arrangement
- ❖ Funded by a mixture of state (35%) and federal (65%)

### Facts About Beaufort County

- ❖ 2,263 children are eligible for child care subsidy services (Includes children under age 11 whose parents are working).<sup>1</sup>
- ❖ \$2,388,096 is currently available to serve eligible children.<sup>2</sup>
- ❖ Currently 458 children are receiving subsidized child care services. This represents 20.2% of all eligible children.<sup>2</sup>
- ❖ With a 5% increase in child care subsidy funding, an additional 23 children could be served each month in Beaufort County.<sup>3</sup>

### Key Facts about Subsidy Services in North Carolina:

- ❖ About 85,000 children per month receive subsidy services
- ❖ 82.5% of the children are receiving services because their parents are employed
- ❖ 84% of the families receiving subsidy services earn less than \$25,000 per year
- ❖ Parents pay a portion of the child care cost by paying 8%, 9%, 10% of their income as a parent fee

## The Benefits:

### For Families

- ❖ Helps parents to work and attend school
- ❖ Provides a safe setting for children
- ❖ Helps children to be better prepared for school
- ❖ Having a good early childhood education experience helps children to be successful in language, math and social skills in school

### For the Community

- ❖ Working families put a large amount of money back into the local economy and tax system through their employment, earnings and purchase of child care
- ❖ The cost of child care subsidy services is offset by the working families' ability to pay taxes
- ❖ Parents with stable child care arrangements are more focused on the job and make better employees
- ❖ Receiving child care subsidy services offers children a chance to receive an early childhood education which leads to increased success in school and less costs to the community and state in terms of remedial services

<sup>1</sup> Based upon data from the 2000 Census and 2007 population projections.

<sup>2</sup> Includes SFY 2010-2011 non-Smart Start and Smart Start allocations and children served (during 10/10). For some counties, figures for funds available and children served include those for services provided through contracting Subsidy Administrator.

<sup>3</sup> Based on the average cost of care in Beaufort County and 5% increase in total funding (federal and state)

# Child Care Subsidy Services Makes a Difference for Children and Communities

## Bertie County

### What Service is Needed:

#### Child Care Subsidy Services

- ❖ Helps parents pay for child care so they can work or attend school
- ❖ Provides information to parents about how to choose a safe, quality child care arrangement
- ❖ Funded by a mixture of state (35%) and federal (65%)

#### Facts About Bertie County

- ❖ 1,056 children are eligible for child care subsidy services (Includes children under age 11 whose parents are working).<sup>1</sup>
- ❖ \$907,869 is currently available to serve eligible children.<sup>2</sup>
- ❖ Currently 183 children are receiving subsidized child care services. This represents 17.3% of all eligible children. <sup>2</sup>
- ❖ With a 5% increase in child care subsidy funding, an additional 9 children could be served each month in Bertie County.<sup>3</sup>

#### Key Facts about Subsidy Services in North Carolina:

- ❖ About 85,000 children per month receive subsidy services
- ❖ 82.5% of the children are receiving services because their parents are employed
- ❖ 84% of the families receiving subsidy services earn less than \$25,000 per year
- ❖ Parents pay a portion of the child care cost by paying 8%, 9%, 10% of their income as a parent fee

### The Benefits:

#### For Families

- ❖ Helps parents to work and attend school
- ❖ Provides a safe setting for children
- ❖ Helps children to be better prepared for school
- ❖ Having a good early childhood education experience helps children to be successful in language, math and social skills in school

#### For the Community

- ❖ Working families put a large amount of money back into the local economy and tax system through their employment, earnings and purchase of child care
- ❖ The cost of child care subsidy services is offset by the working families' ability to pay taxes
- ❖ Parents with stable child care arrangements are more focused on the job and make better employees
- ❖ Receiving child care subsidy services offers children a chance to receive an early childhood education which leads to increased success in school and less costs to the community and state in terms of remedial services

<sup>1</sup> Based upon data from the 2000 Census and 2007 population projections.

<sup>2</sup> Includes SFY 2010-2011 non-Smart Start and Smart Start allocations and children served (during 10/10). For some counties, figures for funds available and children served include those for services provided through contracting Subsidy Administrator.

<sup>3</sup> Based on the average cost of care in Bertie County and 5% increase in total funding (federal and state)



# Child Care Subsidy Services Makes a Difference for Children and Communities Bladen County

## What Service is Needed:

### Child Care Subsidy Services

- ❖ Helps parents pay for child care so they can work or attend school
- ❖ Provides information to parents about how to choose a safe, quality child care arrangement
- ❖ Funded by a mixture of state (35%) and federal (65%)

### Facts About Bladen County

- ❖ 1,822 children are eligible for child care subsidy services (Includes children under age 11 whose parents are working).<sup>1</sup>
- ❖ \$1,533,781 is currently available to serve eligible children.<sup>2</sup>
- ❖ Currently 465 children are receiving subsidized child care services. This represents 25.5% of all eligible children.<sup>2</sup>
- ❖ With a 5% increase in child care subsidy funding, an additional 23 children could be served each month in Bladen County.<sup>3</sup>

### Key Facts about Subsidy Services in North Carolina:

- ❖ About 85,000 children per month receive subsidy services
- ❖ 82.5% of the children are receiving services because their parents are employed
- ❖ 84% of the families receiving subsidy services earn less than \$25,000 per year
- ❖ Parents pay a portion of the child care cost by paying 8%, 9%, 10% of their income as a parent fee

## The Benefits:

### For Families

- ❖ Helps parents to work and attend school
- ❖ Provides a safe setting for children
- ❖ Helps children to be better prepared for school
- ❖ Having a good early childhood education experience helps children to be successful in language, math and social skills in school

### For the Community

- ❖ Working families put a large amount of money back into the local economy and tax system through their employment, earnings and purchase of child care
- ❖ The cost of child care subsidy services is offset by the working families' ability to pay taxes
- ❖ Parents with stable child care arrangements are more focused on the job and make better employees
- ❖ Receiving child care subsidy services offers children a chance to receive an early childhood education which leads to increased success in school and less costs to the community and state in terms of remedial services

<sup>1</sup> Based upon data from the 2000 Census and 2007 population projections.

<sup>2</sup> Includes SFY 2010-2011 non-Smart Start and Smart Start allocations and children served (during 10/10). For some counties, figures for funds available and children served include those for services provided through contracting Subsidy Administrator.

<sup>3</sup> Based on the average cost of care in Bladen County and 5% increase in total funding (federal and state)

# Child Care Subsidy Services Makes a Difference for Children and Communities

## Brunswick County

### What Service is Needed:

#### Child Care Subsidy Services

- ❖ Helps parents pay for child care so they can work or attend school
- ❖ Provides information to parents about how to choose a safe, quality child care arrangement
- ❖ Funded by a mixture of state (35%) and federal (65%)

#### Facts About Brunswick County

- ❖ 4,252 children are eligible for child care subsidy services (Includes children under age 11 whose parents are working).<sup>1</sup>
- ❖ \$5,271,325 is currently available to serve eligible children.<sup>2</sup>
- ❖ Currently 793 children are receiving subsidized child care services. This represents 18.7% of all eligible children.<sup>2</sup>
- ❖ With a 5% increase in child care subsidy funding, an additional 40 children could be served each month in Brunswick County.<sup>3</sup>

#### Key Facts about Subsidy Services in North Carolina:

- ❖ About 85,000 children per month receive subsidy services
- ❖ 82.5% of the children are receiving services because their parents are employed
- ❖ 84% of the families receiving subsidy services earn less than \$25,000 per year
- ❖ Parents pay a portion of the child care cost by paying 8%, 9%, 10% of their income as a parent fee

### The Benefits:

#### For Families

- ❖ Helps parents to work and attend school
- ❖ Provides a safe setting for children
- ❖ Helps children to be better prepared for school
- ❖ Having a good early childhood education experience helps children to be successful in language, math and social skills in school

#### For the Community

- ❖ Working families put a large amount of money back into the local economy and tax system through their employment, earnings and purchase of child care
- ❖ The cost of child care subsidy services is offset by the working families' ability to pay taxes
- ❖ Parents with stable child care arrangements are more focused on the job and make better employees
- ❖ Receiving child care subsidy services offers children a chance to receive an early childhood education which leads to increased success in school and less costs to the community and state in terms of remedial services

<sup>1</sup> Based upon data from the 2000 Census and 2007 population projections.

<sup>2</sup> Includes SFY 2010-2011 non-Smart Start and Smart Start allocations and children served (during 10/10). For some counties, figures for funds available and children served include those for services provided through contracting Subsidy Administrator.

<sup>3</sup> Based on the average cost of care in Brunswick County and 5% increase in total funding (federal and state)

# Child Care Subsidy Services Makes a Difference for Children and Communities Buncombe County

## What Service is Needed:

### Child Care Subsidy Services

- ❖ Helps parents pay for child care so they can work or attend school
- ❖ Provides information to parents about how to choose a safe, quality child care arrangement
- ❖ Funded by a mixture of state (35%) and federal (65%)

### Facts About Buncombe County

- ❖ 8,685 children are eligible for child care subsidy services (Includes children under age 11 whose parents are working).<sup>1</sup>
- ❖ \$10,493,721 is currently available to serve eligible children.<sup>2</sup>
- ❖ Currently 2,193 children are receiving subsidized child care services. This represents 25.3% of all eligible children.<sup>2</sup>
- ❖ With a 5% increase in child care subsidy funding, an additional 110 children could be served each month in Buncombe County.<sup>3</sup>

### Key Facts about Subsidy Services in North Carolina:

- ❖ About 85,000 children per month receive subsidy services
- ❖ 82.5% of the children are receiving services because their parents are employed
- ❖ 84% of the families receiving subsidy services earn less than \$25,000 per year
- ❖ Parents pay a portion of the child care cost by paying 8%, 9%, 10% of their income as a parent fee

## The Benefits:

### For Families

- ❖ Helps parents to work and attend school
- ❖ Provides a safe setting for children
- ❖ Helps children to be better prepared for school
- ❖ Having a good early childhood education experience helps children to be successful in language, math and social skills in school

### For the Community

- ❖ Working families put a large amount of money back into the local economy and tax system through their employment, earnings and purchase of child care
- ❖ The cost of child care subsidy services is offset by the working families' ability to pay taxes
- ❖ Parents with stable child care arrangements are more focused on the job and make better employees
- ❖ Receiving child care subsidy services offers children a chance to receive an early childhood education which leads to increased success in school and less costs to the community and state in terms of remedial services

<sup>1</sup> Based upon data from the 2000 Census and 2007 population projections.

<sup>2</sup> Includes SFY 2010-2011 non-Smart Start and Smart Start allocations and children served (during 10/10). For some counties, figures for funds available and children served include those for services provided through contracting Subsidy Administrator.

<sup>3</sup> Based on the average cost of care in Buncombe County and 5% increase in total funding (federal and state)

# Child Care Subsidy Services Makes a Difference for Children and Communities Burke County

## What Service is Needed:

### Child Care Subsidy Services

- ❖ Helps parents pay for child care so they can work or attend school
- ❖ Provides information to parents about how to choose a safe, quality child care arrangement
- ❖ Funded by a mixture of state (35%) and federal (65%)

### Facts About Burke County

- ❖ 3,754 children are eligible for child care subsidy services (Includes children under age 11 whose parents are working).<sup>1</sup>
- ❖ \$3,029,506 is currently available to serve eligible children.<sup>2</sup>
- ❖ Currently 691 children are receiving subsidized child care services. This represents 18.4% of all eligible children.<sup>2</sup>
- ❖ With a 5% increase in child care subsidy funding, an additional 35 children could be served each month in Burke County.<sup>3</sup>

### Key Facts about Subsidy Services in North Carolina:

- ❖ About 85,000 children per month receive subsidy services
- ❖ 82.5% of the children are receiving services because their parents are employed
- ❖ 84% of the families receiving subsidy services earn less than \$25,000 per year
- ❖ Parents pay a portion of the child care cost by paying 8%, 9%, 10% of their income as a parent fee

## The Benefits:

### For Families

- ❖ Helps parents to work and attend school
- ❖ Provides a safe setting for children
- ❖ Helps children to be better prepared for school
- ❖ Having a good early childhood education experience helps children to be successful in language, math and social skills in school

### For the Community

- ❖ Working families put a large amount of money back into the local economy and tax system through their employment, earnings and purchase of child care
- ❖ The cost of child care subsidy services is offset by the working families' ability to pay taxes
- ❖ Parents with stable child care arrangements are more focused on the job and make better employees
- ❖ Receiving child care subsidy services offers children a chance to receive an early childhood education which leads to increased success in school and less costs to the community and state in terms of remedial services

<sup>1</sup> Based upon data from the 2000 Census and 2007 population projections.

<sup>2</sup> Includes SFY 2010-2011 non-Smart Start and Smart Start allocations and children served (during 10/10). For some counties, figures for funds available and children served include those for services provided through contracting Subsidy Administrator.

<sup>3</sup> Based on the average cost of care in Burke County and 5% increase in total funding (federal and state)

# Child Care Subsidy Services Makes a Difference for Children and Communities Cabarrus County

## What Service is Needed:

### Child Care Subsidy Services

- ❖ Helps parents pay for child care so they can work or attend school
- ❖ Provides information to parents about how to choose a safe, quality child care arrangement
- ❖ Funded by a mixture of state (35%) and federal (65%)

### Facts About Cabarrus County

- ❖ 5,790 children are eligible for child care subsidy services (Includes children under age 11 whose parents are working).<sup>1</sup>
- ❖ \$5,947,152 is currently available to serve eligible children.<sup>2</sup>
- ❖ Currently 1,148 children are receiving subsidized child care services. This represents 19.8% of all eligible children.<sup>2</sup>
- ❖ With a 5% increase in child care subsidy funding, an additional 57 children could be served each month in Cabarrus County.<sup>3</sup>

### Key Facts about Subsidy Services in North Carolina:

- About 85,000 children per month receive subsidy services
- 82.5% of the children are receiving services because their parents are employed
- 84% of the families receiving subsidy services earn less than \$25,000 per year
- Parents pay a portion of the child care cost by paying 8%, 9%, 10% of their income as a parent fee

## The Benefits:

### For Families

- ❖ Helps parents to work and attend school
- ❖ Provides a safe setting for children
- ❖ Helps children to be better prepared for school
- ❖ Having a good early childhood education experience helps children to be successful in language, math and social skills in school

### For the Community

- ❖ Working families put a large amount of money back into the local economy and tax system through their employment, earnings and purchase of child care
- ❖ The cost of child care subsidy services is offset by the working families' ability to pay taxes
- ❖ Parents with stable child care arrangements are more focused on the job and make better employees
- ❖ Receiving child care subsidy services offers children a chance to receive an early childhood education which leads to increased success in school and less costs to the community and state in terms of remedial services

<sup>1</sup> Based upon data from the 2000 Census and 2007 population projections.

<sup>2</sup> Includes SFY 2010-2011 non-Smart Start and Smart Start allocations and children served (during 10/10). For some counties, figures for funds available and children served include those for services provided through contracting Subsidy Administrator.

<sup>3</sup> Based on the average cost of care in Cabarrus County and 5% increase in total funding (federal and state)

# Child Care Subsidy Services Makes a Difference for Children and Communities Caldwell County

## What Service is Needed:

### Child Care Subsidy Services

- ❖ Helps parents pay for child care so they can work or attend school
- ❖ Provides information to parents about how to choose a safe, quality child care arrangement
- ❖ Funded by a mixture of state (35%) and federal (65%)

### Facts About Caldwell County

- ❖ 3,610 children are eligible for child care subsidy services (Includes children under age 11 whose parents are working).<sup>1</sup>
- ❖ \$3,517,228 is currently available to serve eligible children.<sup>2</sup>
- ❖ Currently 814 children are receiving subsidized child care services. This represents 22.5% of all eligible children.<sup>2</sup>
- ❖ With a 5% increase in child care subsidy funding, an additional 41 children could be served each month in Caldwell County.<sup>3</sup>

### Key Facts about Subsidy Services in North Carolina:

- ❖ About 85,000 children per month receive subsidy services
- ❖ 82.5% of the children are receiving services because their parents are employed
- ❖ 84% of the families receiving subsidy services earn less than \$25,000 per year
- ❖ Parents pay a portion of the child care cost by paying 8%, 9%, 10% of their income as a parent fee

## The Benefits:

### For Families

- ❖ Helps parents to work and attend school
- ❖ Provides a safe setting for children
- ❖ Helps children to be better prepared for school
- ❖ Having a good early childhood education experience helps children to be successful in language, math and social skills in school

### For the Community

- ❖ Working families put a large amount of money back into the local economy and tax system through their employment, earnings and purchase of child care
- ❖ The cost of child care subsidy services is offset by the working families' ability to pay taxes
- ❖ Parents with stable child care arrangements are more focused on the job and make better employees
- ❖ Receiving child care subsidy services offers children a chance to receive an early childhood education which leads to increased success in school and less costs to the community and state in terms of remedial services

<sup>1</sup> Based upon data from the 2000 Census and 2007 population projections.

<sup>2</sup> Includes SFY 2010-2011 non-Smart Start and Smart Start allocations and children served (during 10/10). For some counties, figures for funds available and children served include those for services provided through contracting Subsidy Administrator.

<sup>3</sup> Based on the average cost of care in Caldwell County and 5% increase in total funding (federal and state)

# Child Care Subsidy Services Makes a Difference for Children and Communities Camden County

## What Service is Needed:

### Child Care Subsidy Services

- ❖ Helps parents pay for child care so they can work or attend school
- ❖ Provides information to parents about how to choose a safe, quality child care arrangement
- ❖ Funded by a mixture of state (35%) and federal (65%)

### Facts About Camden County

- ❖ 273 children are eligible for child care subsidy services (Includes children under age 11 whose parents are working).<sup>1</sup>
- ❖ \$181,207 is currently available to serve eligible children.<sup>2</sup>
- ❖ Currently 45 children are receiving subsidized child care services. This represents 16.5% of all eligible children.<sup>2</sup>
- ❖ With a 5% increase in child care subsidy funding, an additional 2 children could be served each month in Camden County.<sup>3</sup>

### Key Facts about Subsidy Services in North Carolina:

- ❖ About 85,000 children per month receive subsidy services
- ❖ 82.5% of the children are receiving services because their parents are employed
- ❖ 84% of the families receiving subsidy services earn less than \$25,000 per year
- ❖ Parents pay a portion of the child care cost by paying 8%, 9%, 10% of their income as a parent fee

## The Benefits:

### For Families

- ❖ Helps parents to work and attend school
- ❖ Provides a safe setting for children
- ❖ Helps children to be better prepared for school
- ❖ Having a good early childhood education experience helps children to be successful in language, math and social skills in school

### For the Community

- ❖ Working families put a large amount of money back into the local economy and tax system through their employment, earnings and purchase of child care
- ❖ The cost of child care subsidy services is offset by the working families' ability to pay taxes
- ❖ Parents with stable child care arrangements are more focused on the job and make better employees
- ❖ Receiving child care subsidy services offers children a chance to receive an early childhood education which leads to increased success in school and less costs to the community and state in terms of remedial services

<sup>1</sup> Based upon data from the 2000 Census and 2007 population projections.

<sup>2</sup> Includes SFY 2010-2011 non-Smart Start and Smart Start allocations and children served (during 10/10). For some counties, figures for funds available and children served include those for services provided through contracting Subsidy Administrator.

<sup>3</sup> Based on the average cost of care in Camden County and 5% increase in total funding (federal and state)

# Child Care Subsidy Services Makes a Difference for Children and Communities Carteret County

## What Service is Needed:

### Child Care Subsidy Services

- ❖ Helps parents pay for child care so they can work or attend school
- ❖ Provides information to parents about how to choose a safe, quality child care arrangement
- ❖ Funded by a mixture of state (35%) and federal (65%)

### Facts About Carteret County

- ❖ 2,148 children are eligible for child care subsidy services (Includes children under age 11 whose parents are working).<sup>1</sup>
- ❖ \$2,007,891 is currently available to serve eligible children.<sup>2</sup>
- ❖ Currently 435 children are receiving subsidized child care services. This represents 20.2% of all eligible children.<sup>2</sup>
- ❖ With a 5% increase in child care subsidy funding, an additional 22 children could be served each month in Carteret County.<sup>3</sup>

### Key Facts about Subsidy Services in North Carolina:

- ❖ About 85,000 children per month receive subsidy services
- ❖ 82.5% of the children are receiving services because their parents are employed
- ❖ 84% of the families receiving subsidy services earn less than \$25,000 per year
- ❖ Parents pay a portion of the child care cost by paying 8%, 9%, 10% of their income as a parent fee

## The Benefits:

### For Families

- ❖ Helps parents to work and attend school
- ❖ Provides a safe setting for children
- ❖ Helps children to be better prepared for school
- ❖ Having a good early childhood education experience helps children to be successful in language, math and social skills in school

### For the Community

- ❖ Working families put a large amount of money back into the local economy and tax system through their employment, earnings and purchase of child care
- ❖ The cost of child care subsidy services is offset by the working families' ability to pay taxes
- ❖ Parents with stable child care arrangements are more focused on the job and make better employees
- ❖ Receiving child care subsidy services offers children a chance to receive an early childhood education which leads to increased success in school and less costs to the community and state in terms of remedial services

<sup>1</sup> Based upon data from the 2000 Census and 2007 population projections.

<sup>2</sup> Includes SFY 2010-2011 non-Smart Start and Smart Start allocations and children served (during 10/10). For some counties, figures for funds available and children served include those for services provided through contracting Subsidy Administrator.

<sup>3</sup> Based on the average cost of care in Carteret County and 5% increase in total funding (federal and state)



# Child Care Subsidy Services Makes a Difference for Children and Communities Caswell County

## What Service is Needed:

### Child Care Subsidy Services

- ❖ Helps parents pay for child care so they can work or attend school
- ❖ Provides information to parents about how to choose a safe, quality child care arrangement
- ❖ Funded by a mixture of state (35%) and federal (65%)

### Facts About Caswell County

- ❖ 755 children are eligible for child care subsidy services (Includes children under age 11 whose parents are working).<sup>1</sup>
- ❖ \$759,762 is currently available to serve eligible children.<sup>2</sup>
- ❖ Currently 132 children are receiving subsidized child care services. This represents 17.6% of all eligible children.<sup>2</sup>
- ❖ With a 5% increase in child care subsidy funding, an additional 7 children could be served each month in Caswell County.<sup>3</sup>

### Key Facts about Subsidy Services in North Carolina:

- ❖ About 85,000 children per month receive subsidy services
- ❖ 82.5% of the children are receiving services because their parents are employed
- ❖ 84% of the families receiving subsidy services earn less than \$25,000 per year
- ❖ Parents pay a portion of the child care cost by paying 8%, 9%, 10% of their income as a parent fee

## The Benefits:

### For Families

- ❖ Helps parents to work and attend school
- ❖ Provides a safe setting for children
- ❖ Helps children to be better prepared for school
- ❖ Having a good early childhood education experience helps children to be successful in language, math and social skills in school

### For the Community

- ❖ Working families put a large amount of money back into the local economy and tax system through their employment, earnings and purchase of child care
- ❖ The cost of child care subsidy services is offset by the working families' ability to pay taxes
- ❖ Parents with stable child care arrangements are more focused on the job and make better employees
- ❖ Receiving child care subsidy services offers children a chance to receive an early childhood education which leads to increased success in school and less costs to the community and state in terms of remedial services

<sup>1</sup> Based upon data from the 2000 Census and 2007 population projections.

<sup>2</sup> Includes SFY 2010-2011 non-Smart Start and Smart Start allocations and children served (during 10/10). For some counties, figures for funds available and children served include those for services provided through contracting Subsidy Administrator.

<sup>3</sup> Based on the average cost of care in Caswell County and 5% increase in total funding (federal and state)

# Child Care Subsidy Services Makes a Difference for Children and Communities Catawba County

## What Service is Needed:

### Child Care Subsidy Services

- ❖ Helps parents pay for child care so they can work or attend school
- ❖ Provides information to parents about how to choose a safe, quality child care arrangement
- ❖ Funded by a mixture of state (35%) and federal (65%)

### Facts About Catawba County

- ❖ 6,581 children are eligible for child care subsidy services (Includes children under age 11 whose parents are working).<sup>1</sup>
- ❖ \$6,720,079 is currently available to serve eligible children.<sup>2</sup>
- ❖ Currently 1,486 children are receiving subsidized child care services. This represents 22.6% of all eligible children.<sup>2</sup>
- ❖ With a 5% increase in child care subsidy funding, an additional 74 children could be served each month in Catawba County.<sup>3</sup>

### Key Facts about Subsidy Services in North Carolina:

- ❖ About 85,000 children per month receive subsidy services
- ❖ 82.5% of the children are receiving services because their parents are employed
- ❖ 84% of the families receiving subsidy services earn less than \$25,000 per year
- ❖ Parents pay a portion of the child care cost by paying 8%, 9%, 10% of their income as a parent fee

## The Benefits:

### For Families

- ❖ Helps parents to work and attend school
- ❖ Provides a safe setting for children
- ❖ Helps children to be better prepared for school
- ❖ Having a good early childhood education experience helps children to be successful in language, math and social skills in school

### For the Community

- ❖ Working families put a large amount of money back into the local economy and tax system through their employment, earnings and purchase of child care
- ❖ The cost of child care subsidy services is offset by the working families' ability to pay taxes
- ❖ Parents with stable child care arrangements are more focused on the job and make better employees
- ❖ Receiving child care subsidy services offers children a chance to receive an early childhood education which leads to increased success in school and less costs to the community and state in terms of remedial services

<sup>1</sup> Based upon data from the 2000 Census and 2007 population projections.

<sup>2</sup> Includes SFY 2010-2011 non-Smart Start and Smart Start allocations and children served (during 10/10). For some counties, figures for funds available and children served include those for services provided through contracting Subsidy Administrator.

<sup>3</sup> Based on the average cost of care in Catawba County and 5% increase in total funding (federal and state)

# Child Care Subsidy Services Makes a Difference for Children and Communities Chatham County

## What Service is Needed:

### Child Care Subsidy Services

- ❖ Helps parents pay for child care so they can work or attend school
- ❖ Provides information to parents about how to choose a safe, quality child care arrangement
- ❖ Funded by a mixture of state (35%) and federal (65%)

### Facts About Chatham County

- ❖ 1,955 children are eligible for child care subsidy services (Includes children under age 11 whose parents are working).<sup>1</sup>
- ❖ \$2,610,305 is currently available to serve eligible children.<sup>2</sup>
- ❖ Currently 457 children are receiving subsidized child care services. This represents 23.4% of all eligible children.<sup>2</sup>
- ❖ With a 5% increase in child care subsidy funding, an additional 23 children could be served each month in Chatham County.<sup>3</sup>

### Key Facts about Subsidy Services in North Carolina:

- ❖ About 85,000 children per month receive subsidy services
- ❖ 82.5% of the children are receiving services because their parents are employed
- ❖ 84% of the families receiving subsidy services earn less than \$25,000 per year
- ❖ Parents pay a portion of the child care cost by paying 8%, 9%, 10% of their income as a parent fee

## The Benefits:

### For Families

- ❖ Helps parents to work and attend school
- ❖ Provides a safe setting for children
- ❖ Helps children to be better prepared for school
- ❖ Having a good early childhood education experience helps children to be successful in language, math and social skills in school

### For the Community

- ❖ Working families put a large amount of money back into the local economy and tax system through their employment, earnings and purchase of child care
- ❖ The cost of child care subsidy services is offset by the working families' ability to pay taxes
- ❖ Parents with stable child care arrangements are more focused on the job and make better employees
- ❖ Receiving child care subsidy services offers children a chance to receive an early childhood education which leads to increased success in school and less costs to the community and state in terms of remedial services

<sup>1</sup> Based upon data from the 2000 Census and 2007 population projections.

<sup>2</sup> Includes SFY 2010-2011 non-Smart Start and Smart Start allocations and children served (during 10/10). For some counties, figures for funds available and children served include those for services provided through contracting Subsidy Administrator.

<sup>3</sup> Based on the average cost of care in Chatham County and 5% increase in total funding (federal and state)

# Child Care Subsidy Services Makes a Difference for Children and Communities Cherokee County

## What Service is Needed:

### Child Care Subsidy Services

- ❖ Helps parents pay for child care so they can work or attend school
- ❖ Provides information to parents about how to choose a safe, quality child care arrangement
- ❖ Funded by a mixture of state (35%) and federal (65%)

### Facts About Cherokee County

- ❖ 1,029 children are eligible for child care subsidy services (Includes children under age 11 whose parents are working).<sup>1</sup>
- ❖ \$1,404,956 is currently available to serve eligible children.<sup>2</sup>
- ❖ Currently 217 children are receiving subsidized child care services. This represents 21.1% of all eligible children.<sup>2</sup>
- ❖ With a 5% increase in child care subsidy funding, an additional 11 children could be served each month in Cherokee County.<sup>3</sup>

### Key Facts about Subsidy Services in North Carolina:

- ❖ About 85,000 children per month receive subsidy services
- ❖ 82.5% of the children are receiving services because their parents are employed
- ❖ 84% of the families receiving subsidy services earn less than \$25,000 per year
- ❖ Parents pay a portion of the child care cost by paying 8%, 9%, 10% of their income as a parent fee

## The Benefits:

### For Families

- ❖ Helps parents to work and attend school
- ❖ Provides a safe setting for children
- ❖ Helps children to be better prepared for school
- ❖ Having a good early childhood education experience helps children to be successful in language, math and social skills in school

### For the Community

- ❖ Working families put a large amount of money back into the local economy and tax system through their employment, earnings and purchase of child care
- ❖ The cost of child care subsidy services is offset by the working families' ability to pay taxes
- ❖ Parents with stable child care arrangements are more focused on the job and make better employees
- ❖ Receiving child care subsidy services offers children a chance to receive an early childhood education which leads to increased success in school and less costs to the community and state in terms of remedial services

<sup>1</sup> Based upon data from the 2000 Census and 2007 population projections.

<sup>2</sup> Includes SFY 2010-2011 non-Smart Start and Smart Start allocations and children served (during 10/10). For some counties, figures for funds available and children served include those for services provided through contracting Subsidy Administrator.

<sup>3</sup> Based on the average cost of care in Cherokee County and 5% increase in total funding (federal and state)

# Child Care Subsidy Services Makes a Difference for Children and Communities Chowan County

## What Service is Needed:

### Child Care Subsidy Services

- ❖ Helps parents pay for child care so they can work or attend school
- ❖ Provides information to parents about how to choose a safe, quality child care arrangement
- ❖ Funded by a mixture of state (35%) and federal (65%)

### Facts About Chowan County

- ❖ 771 children are eligible for child care subsidy services (Includes children under age 11 whose parents are working).<sup>1</sup>
- ❖ \$727,889 is currently available to serve eligible children.<sup>2</sup>
- ❖ Currently 203 children are receiving subsidized child care services. This represents 26.3% of all eligible children.<sup>2</sup>
- ❖ With a 5% increase in child care subsidy funding, an additional 10 children could be served each month in Chowan County.<sup>3</sup>

### Key Facts about Subsidy Services in North Carolina:

- ❖ About 85,000 children per month receive subsidy services
- ❖ 82.5% of the children are receiving services because their parents are employed
- ❖ 84% of the families receiving subsidy services earn less than \$25,000 per year
- ❖ Parents pay a portion of the child care cost by paying 8%, 9%, 10% of their income as a parent fee

## The Benefits:

### For Families

- ❖ Helps parents to work and attend school
- ❖ Provides a safe setting for children
- ❖ Helps children to be better prepared for school
- ❖ Having a good early childhood education experience helps children to be successful in language, math and social skills in school

### For the Community

- ❖ Working families put a large amount of money back into the local economy and tax system through their employment, earnings and purchase of child care
- ❖ The cost of child care subsidy services is offset by the working families' ability to pay taxes
- ❖ Parents with stable child care arrangements are more focused on the job and make better employees
- ❖ Receiving child care subsidy services offers children a chance to receive an early childhood education which leads to increased success in school and less costs to the community and state in terms of remedial services

<sup>1</sup> Based upon data from the 2000 Census and 2007 population projections.

<sup>2</sup> Includes SFY 2010-2011 non-Smart Start and Smart Start allocations and children served (during 10/10). For some counties, figures for funds available and children served include those for services provided through contracting Subsidy Administrator.

<sup>3</sup> Based on the average cost of care in Chowan County and 5% increase in total funding (federal and state)

# Child Care Subsidy Services Makes a Difference for Children and Communities Clay County

## What Service is Needed:

### Child Care Subsidy Services

- ❖ Helps parents pay for child care so they can work or attend school
- ❖ Provides information to parents about how to choose a safe, quality child care arrangement
- ❖ Funded by a mixture of state (35%) and federal (65%)

### Facts About Clay County

- ❖ 408 children are eligible for child care subsidy services (Includes children under age 11 whose parents are working).<sup>1</sup>
- ❖ \$401,416 is currently available to serve eligible children.<sup>2</sup>
- ❖ Currently 86 children are receiving subsidized child care services. This represents 20.9% of all eligible children.<sup>2</sup>
- ❖ With a 5% increase in child care subsidy funding, an additional 5 children could be served each month in Clay County.<sup>3</sup>

### Key Facts about Subsidy Services in North Carolina:

- ❖ About 85,000 children per month receive subsidy services
- ❖ 82.5% of the children are receiving services because their parents are employed
- ❖ 84% of the families receiving subsidy services earn less than \$25,000 per year
- ❖ Parents pay a portion of the child care cost by paying 8%, 9%, 10% of their income as a parent fee

## The Benefits:

### For Families

- ❖ Helps parents to work and attend school
- ❖ Provides a safe setting for children
- ❖ Helps children to be better prepared for school
- ❖ Having a good early childhood education experience helps children to be successful in language, math and social skills in school

### For the Community

- ❖ Working families put a large amount of money back into the local economy and tax system through their employment, earnings and purchase of child care
- ❖ The cost of child care subsidy services is offset by the working families' ability to pay taxes
- ❖ Parents with stable child care arrangements are more focused on the job and make better employees
- ❖ Receiving child care subsidy services offers children a chance to receive an early childhood education which leads to increased success in school and less costs to the community and state in terms of remedial services

<sup>1</sup> Based upon data from the 2000 Census and 2007 population projections.

<sup>2</sup> Includes SFY 2010-2011 non-Smart Start and Smart Start allocations and children served (during 10/10). For some counties, figures for funds available and children served include those for services provided through contracting Subsidy Administrator.

<sup>3</sup> Based on the average cost of care in Clay County and 5% increase in total funding (federal and state)

# Child Care Subsidy Services Makes a Difference for Children and Communities Cleveland County

## What Service is Needed:

### Child Care Subsidy Services

- ❖ Helps parents pay for child care so they can work or attend school
- ❖ Provides information to parents about how to choose a safe, quality child care arrangement
- ❖ Funded by a mixture of state (35%) and federal (65%)

### Facts About Cleveland County

- ❖ 4,605 children are eligible for child care subsidy services (Includes children under age 11 whose parents are working).<sup>1</sup>
- ❖ \$4,530,196 is currently available to serve eligible children.<sup>2</sup>
- ❖ Currently 881 children are receiving subsidized child care services. This represents 19.1% of all eligible children.<sup>2</sup>
- ❖ With a 5% increase in child care subsidy funding, an additional 44 children could be served each month in Cleveland County.<sup>3</sup>

### Key Facts about Subsidy Services in North Carolina:

- ❖ About 85,000 children per month receive subsidy services
- ❖ 82.5% of the children are receiving services because their parents are employed
- ❖ 84% of the families receiving subsidy services earn less than \$25,000 per year
- ❖ Parents pay a portion of the child care cost by paying 8%, 9%, 10% of their income as a parent fee

## The Benefits:

### For Families

- ❖ Helps parents to work and attend school
- ❖ Provides a safe setting for children
- ❖ Helps children to be better prepared for school
- ❖ Having a good early childhood education experience helps children to be successful in language, math and social skills in school

### For the Community

- ❖ Working families put a large amount of money back into the local economy and tax system through their employment, earnings and purchase of child care
- ❖ The cost of child care subsidy services is offset by the working families' ability to pay taxes
- ❖ Parents with stable child care arrangements are more focused on the job and make better employees
- ❖ Receiving child care subsidy services offers children a chance to receive an early childhood education which leads to increased success in school and less costs to the community and state in terms of remedial services

<sup>1</sup> Based upon data from the 2000 Census and 2007 population projections.

<sup>2</sup> Includes SFY 2010-2011 non-Smart Start and Smart Start allocations and children served (during 10/10). For some counties, figures for funds available and children served include those for services provided through contracting Subsidy Administrator.

<sup>3</sup> Based on the average cost of care in Cleveland County and 5% increase in total funding (federal and state)

# Child Care Subsidy Services Makes a Difference for Children and Communities Columbus County

## What Service is Needed:

### Child Care Subsidy Services

- ❖ Helps parents pay for child care so they can work or attend school
- ❖ Provides information to parents about how to choose a safe, quality child care arrangement
- ❖ Funded by a mixture of state (35%) and federal (65%)

### Facts About Columbus County

- ❖ 3,354 children are eligible for child care subsidy services (Includes children under age 11 whose parents are working).<sup>1</sup>
- ❖ \$2,854,928 is currently available to serve eligible children.<sup>2</sup>
- ❖ Currently, 692 children are receiving subsidized child care services. This represents 20.6% of all eligible children.<sup>2</sup>
- ❖ With a 5% increase in child care subsidy funding, an additional 35 children could be served each month in Columbus County.<sup>3</sup>

### Key Facts about Subsidy Services in North Carolina:

- ❖ About 85,000 children per month receive subsidy services
- ❖ 82.5% of the children are receiving services because their parents are employed
- ❖ 84% of the families receiving subsidy services earn less than \$25,000 per year
- ❖ Parents pay a portion of the child care cost by paying 8%, 9%, 10% of their income as a parent fee

## The Benefits:

### For Families

- ❖ Helps parents to work and attend school
- ❖ Provides a safe setting for children
- ❖ Helps children to be better prepared for school
- ❖ Having a good early childhood education experience helps children to be successful in language, math and social skills in school

### For the Community

- ❖ Working families put a large amount of money back into the local economy and tax system through their employment, earnings and purchase of child care
- ❖ The cost of child care subsidy services is offset by the working families' ability to pay taxes
- ❖ Parents with stable child care arrangements are more focused on the job and make better employees
- ❖ Receiving child care subsidy services offers children a chance to receive an early childhood education which leads to increased success in school and less costs to the community and state in terms of remedial services

<sup>1</sup> Based upon data from the 2000 Census and 2007 population projections.

<sup>2</sup> Includes SFY 2010-2011 non-Smart Start and Smart Start allocations and children served (during 10/10). For some counties, figures for funds available and children served include those for services provided through contracting Subsidy Administrator.

<sup>3</sup> Based on the average cost of care in Columbus County and 5% increase in total funding (federal and state)



# Child Care Subsidy Services Makes a Difference for Children and Communities Craven County

## What Service is Needed:

### Child Care Subsidy Services

- ❖ Helps parents pay for child care so they can work or attend school
- ❖ Provides information to parents about how to choose a safe, quality child care arrangement
- ❖ Funded by a mixture of state (35%) and federal (65%)

### Facts About Craven County

- ❖ 5,732 children are eligible for child care subsidy services (Includes children under age 11 whose parents are working).<sup>1</sup>
- ❖ \$5,616,719 is currently available to serve eligible children.<sup>2</sup>
- ❖ Currently 1,164 children are receiving subsidized child care services. This represents 20.3% of all eligible children.<sup>2</sup>
- ❖ With a 5% increase in child care subsidy funding, an additional 58 children could be served each month in Craven County.<sup>3</sup>

### Key Facts about Subsidy Services in North Carolina:

- ❖ About 85,000 children per month receive subsidy services
- ❖ 82.5% of the children are receiving services because their parents are employed
- ❖ 84% of the families receiving subsidy services earn less than \$25,000 per year
- ❖ Parents pay a portion of the child care cost by paying 8%, 9%, 10% of their income as a parent fee

## The Benefits:

### For Families

- ❖ Helps parents to work and attend school
- ❖ Provides a safe setting for children
- ❖ Helps children to be better prepared for school
- ❖ Having a good early childhood education experience helps children to be successful in language, math and social skills in school

### For the Community

- ❖ Working families put a large amount of money back into the local economy and tax system through their employment, earnings and purchase of child care
- ❖ The cost of child care subsidy services is offset by the working families' ability to pay taxes
- ❖ Parents with stable child care arrangements are more focused on the job and make better employees
- ❖ Receiving child care subsidy services offers children a chance to receive an early childhood education which leads to increased success in school and less costs to the community and state in terms of remedial services

<sup>1</sup> Based upon data from the 2000 Census and 2007 population projections.

<sup>2</sup> Includes SFY 2010-2011 non-Smart Start and Smart Start allocations and children served (during 10/10). For some counties, figures for funds available and children served include those for services provided through contracting Subsidy Administrator.

<sup>3</sup> Based on the average cost of care in Craven County and 5% increase in total funding (federal and state)

# Child Care Subsidy Services Makes a Difference for Children and Communities Cumberland County

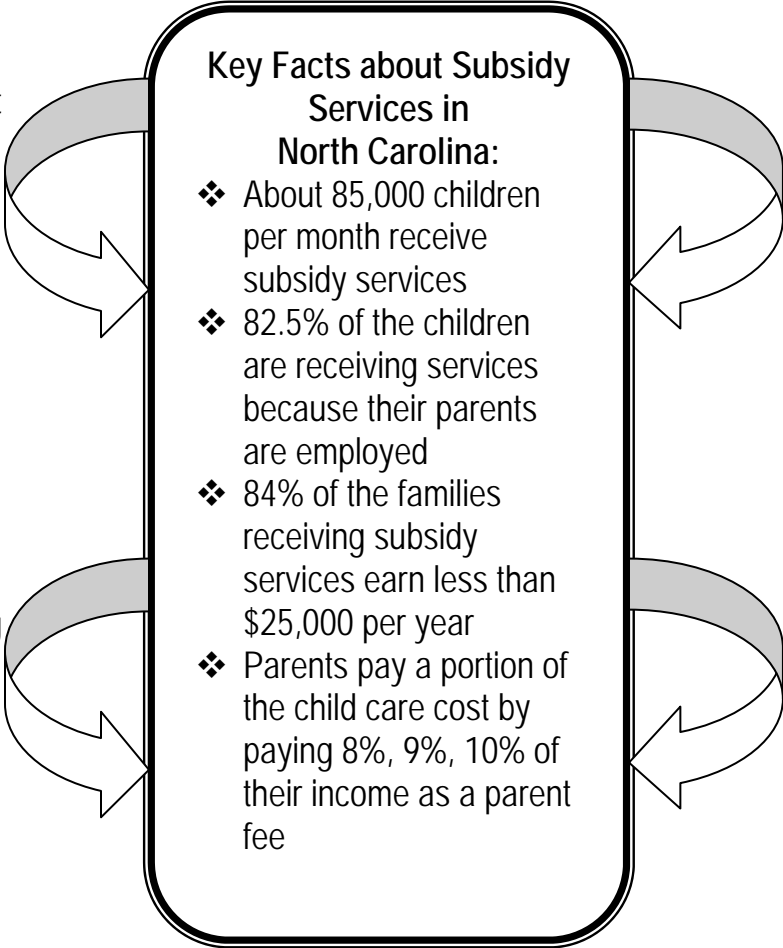
## What Service is Needed:

### Child Care Subsidy Services

- ❖ Helps parents pay for child care so they can work or attend school
- ❖ Provides information to parents about how to choose a safe, quality child care arrangement
- ❖ Funded by a mixture of state (35%) and federal (65%)

### Facts About Cumberland County

- ❖ 18,106 children are eligible for child care subsidy services (Includes children under age 11 whose parents are working).<sup>1</sup>
- ❖ \$18,129,072 is currently available to serve eligible children.<sup>2</sup>
- ❖ Currently 4,258 children are receiving subsidized child care services. This represents 23.5% of all eligible children.<sup>2</sup>
- ❖ With a 5% increase in child care subsidy funding, an additional 213 children could be served each month in Cumberland County.<sup>3</sup>



### Key Facts about Subsidy Services in North Carolina:

- ❖ About 85,000 children per month receive subsidy services
- ❖ 82.5% of the children are receiving services because their parents are employed
- ❖ 84% of the families receiving subsidy services earn less than \$25,000 per year
- ❖ Parents pay a portion of the child care cost by paying 8%, 9%, 10% of their income as a parent fee

## The Benefits:

### For Families

- ❖ Helps parents to work and attend school
- ❖ Provides a safe setting for children
- ❖ Helps children to be better prepared for school
- ❖ Having a good early childhood education experience helps children to be successful in language, math and social skills in school

### For the Community

- ❖ Working families put a large amount of money back into the local economy and tax system through their employment, earnings and purchase of child care
- ❖ The cost of child care subsidy services is offset by the working families' ability to pay taxes
- ❖ Parents with stable child care arrangements are more focused on the job and make better employees
- ❖ Receiving child care subsidy services offers children a chance to receive an early childhood education which leads to increased success in school and less costs to the community and state in terms of remedial services

<sup>1</sup> Based upon data from the 2000 Census and 2007 population projections.

<sup>2</sup> Includes SFY 2010-2011 non-Smart Start and Smart Start allocations and children served (during 10/10). For some counties, figures for funds available and children served include those for services provided through contracting Subsidy Administrator.

<sup>3</sup> Based on the average cost of care in Cumberland County and 5% increase in total funding (federal and state)

# Child Care Subsidy Services Makes a Difference for Children and Communities Currituck County

## What Service is Needed:

### Child Care Subsidy Services

- ❖ Helps parents pay for child care so they can work or attend school
- ❖ Provides information to parents about how to choose a safe, quality child care arrangement
- ❖ Funded by a mixture of state (35%) and federal (65%)

### Facts About Currituck County

- ❖ 810 children are eligible for child care subsidy services (Includes children under age 11 whose parents are working).<sup>1</sup>
- ❖ \$709,218 is currently available to serve eligible children.<sup>2</sup>
- ❖ Currently 146 children are receiving subsidized child care services. This represents 18.0% of all eligible children.<sup>2</sup>
- ❖ With a 5% increase in child care subsidy funding, an additional 7 children could be served each month in Currituck County.<sup>3</sup>

### Key Facts about Subsidy Services in North Carolina:

- ❖ About 85,000 children per month receive subsidy services
- ❖ 8.5% of the children are receiving services because their parents are employed
- ❖ 84% of the families receiving subsidy services earn less than \$25,000 per year
- ❖ Parents pay a portion of the child care cost by paying 8%, 9%, 10% of their income as a parent fee

## The Benefits:

### For Families

- ❖ Helps parents to work and attend school
- ❖ Provides a safe setting for children
- ❖ Helps children to be better prepared for school
- ❖ Having a good early childhood education experience helps children to be successful in language, math and social skills in school

### For the Community

- ❖ Working families put a large amount of money back into the local economy and tax system through their employment, earnings and purchase of child care
- ❖ The cost of child care subsidy services is offset by the working families' ability to pay taxes
- ❖ Parents with stable child care arrangements are more focused on the job and make better employees
- ❖ Receiving child care subsidy services offers children a chance to receive an early childhood education which leads to increased success in school and less costs to the community and state in terms of remedial services

<sup>1</sup> Based upon data from the 2000 Census and 2007 population projections.

<sup>2</sup> Includes SFY 2010-2011 non-Smart Start and Smart Start allocations and children served (during 10/10). For some counties, figures for funds available and children served include those for services provided through contracting Subsidy Administrator.

<sup>3</sup> Based on the average cost of care in Currituck County and 5% increase in total funding (federal and state)

# Child Care Subsidy Services Makes a Difference for Children and Communities Dare County

## What Service is Needed:

### Child Care Subsidy Services

- ❖ Helps parents pay for child care so they can work or attend school
- ❖ Provides information to parents about how to choose a safe, quality child care arrangement
- ❖ Funded by a mixture of state (35%) and federal (65%)

### Facts About Dare County

- ❖ 1,313 children are eligible for child care subsidy services (Includes children under age 11 whose parents are working).<sup>1</sup>
- ❖ \$1,417,912 is currently available to serve eligible children.<sup>2</sup>
- ❖ Currently 264 children are receiving subsidized child care services. This represents 20.1% of all eligible children.<sup>2</sup>
- ❖ With a 5% increase in child care subsidy funding, an additional 13 children could be served each month in Dare County.<sup>3</sup>

### Key Facts about Subsidy Services in North Carolina:

- ❖ About 85,000 children per month receive subsidy services
- ❖ 82.5% of the children are receiving services because their parents are employed
- ❖ 84% of the families receiving subsidy services earn less than \$25,000 per year
- ❖ Parents pay a portion of the child care cost by paying 8%, 9%, 10% of their income as a parent fee

## The Benefits:

### For Families

- ❖ Helps parents to work and attend school
- ❖ Provides a safe setting for children
- ❖ Helps children to be better prepared for school
- ❖ Having a good early childhood education experience helps children to be successful in language, math and social skills in school

### For the Community

- ❖ Working families put a large amount of money back into the local economy and tax system through their employment, earnings and purchase of child care
- ❖ The cost of child care subsidy services is offset by the working families' ability to pay taxes
- ❖ Parents with stable child care arrangements are more focused on the job and make better employees
- ❖ Receiving child care subsidy services offers children a chance to receive an early childhood education which leads to increased success in school and less costs to the community and state in terms of remedial services

<sup>1</sup> Based upon data from the 2000 Census and 2007 population projections.

<sup>2</sup> Includes SFY 2010-2011 non-Smart Start and Smart Start allocations and children served (during 10/10). For some counties, figures for funds available and children served include those for services provided through contracting Subsidy Administrator.

<sup>3</sup> Based on the average cost of care in Dare County and 5% increase in total funding (federal and state)

# Child Care Subsidy Services Makes a Difference for Children and Communities Davidson County

## What Service is Needed:

### Child Care Subsidy Services

- ❖ Helps parents pay for child care so they can work or attend school
- ❖ Provides information to parents about how to choose a safe, quality child care arrangement
- ❖ Funded by a mixture of state (35%) and federal (65%)

### Facts About Davidson County

- ❖ 6,720 children are eligible for child care subsidy services (Includes children under age 11 whose parents are working).<sup>1</sup>
- ❖ \$5,994,417 is currently available to serve eligible children.<sup>2</sup>
- ❖ Currently 1,233 children are receiving subsidized child care services. This represents 18.3% of all eligible children.<sup>2</sup>
- ❖ With a 5% increase in child care subsidy funding, an additional 62 children could be served each month in Davidson County.<sup>3</sup>

### Key Facts about Subsidy Services in North Carolina:

- ❖ About 85,000 children per month receive subsidy services
- ❖ 82.5% of the children are receiving services because their parents are employed
- ❖ 84% of the families receiving subsidy services earn less than \$25,000 per year
- ❖ Parents pay a portion of the child care cost by paying 8%, 9%, 10% of their income as a parent fee

## The Benefits:

### For Families

- ❖ Helps parents to work and attend school
- ❖ Provides a safe setting for children
- ❖ Helps children to be better prepared for school
- ❖ Having a good early childhood education experience helps children to be successful in language, math and social skills in school

### For the Community

- ❖ Working families put a large amount of money back into the local economy and tax system through their employment, earnings and purchase of child care
- ❖ The cost of child care subsidy services is offset by the working families' ability to pay taxes
- ❖ Parents with stable child care arrangements are more focused on the job and make better employees
- ❖ Receiving child care subsidy services offers children a chance to receive an early childhood education which leads to increased success in school and less costs to the community and state in terms of remedial services

<sup>1</sup> Based upon data from the 2000 Census and 2007 population projections.

<sup>2</sup> Includes SFY 2010-2011 non-Smart Start and Smart Start allocations and children served (during 10/10). For some counties, figures for funds available and children served include those for services provided through contracting Subsidy Administrator.

<sup>3</sup> Based on the average cost of care in Davidson County and 5% increase in total funding (federal and state)

# Child Care Subsidy Services Makes a Difference for Children and Communities Davie County

## What Service is Needed:

### Child Care Subsidy Services

- ❖ Helps parents pay for child care so they can work or attend school
- ❖ Provides information to parents about how to choose a safe, quality child care arrangement
- ❖ Funded by a mixture of state (35%) and federal (65%)

### Facts About Davie County

- ❖ 1,314 children are eligible for child care subsidy services (Includes children under age 11 whose parents are working).<sup>1</sup>
- ❖ \$1,361,020 is currently available to serve eligible children.<sup>2</sup>
- ❖ Currently 291 children are receiving subsidized child care services. This represents 22.1% of all eligible children.<sup>2</sup>
- ❖ With a 5% increase in child care subsidy funding, an additional 15 children could be served each month in Davie County.<sup>3</sup>

### Key Facts about Subsidy Services in North Carolina:

- ❖ About 85,000 children per month receive subsidy services
- ❖ 82.5% of the children are receiving services because their parents are employed
- ❖ 84% of the families receiving subsidy services earn less than \$25,000 per year
- ❖ Parents pay a portion of the child care cost by paying 8%, 9%, 10% of their income as a parent fee

## The Benefits:

### For Families

- ❖ Helps parents to work and attend school
- ❖ Provides a safe setting for children
- ❖ Helps children to be better prepared for school
- ❖ Having a good early childhood education experience helps children to be successful in language, math and social skills in school

### For the Community

- ❖ Working families put a large amount of money back into the local economy and tax system through their employment, earnings and purchase of child care
- ❖ The cost of child care subsidy services is offset by the working families' ability to pay taxes
- ❖ Parents with stable child care arrangements are more focused on the job and make better employees
- ❖ Receiving child care subsidy services offers children a chance to receive an early childhood education which leads to increased success in school and less costs to the community and state in terms of remedial services

<sup>1</sup> Based upon data from the 2000 Census and 2007 population projections.

<sup>2</sup> Includes SFY 2010-2011 non-Smart Start and Smart Start allocations and children served (during 10/10). For some counties, figures for funds available and children served include those for services provided through contracting Subsidy Administrator.

<sup>3</sup> Based on the average cost of care in Davie County and 5% increase in total funding (federal and state)

# Child Care Subsidy Services Makes a Difference for Children and Communities Duplin County

## What Service is Needed:

### Child Care Subsidy Services

- ❖ Helps parents pay for child care so they can work or attend school
- ❖ Provides information to parents about how to choose a safe, quality child care arrangement
- ❖ Funded by a mixture of state (35%) and federal (65%)

### Facts About Duplin County

- ❖ 3,248 children are eligible for child care subsidy services (Includes children under age 11 whose parents are working).<sup>1</sup>
- ❖ \$3,144,066 is currently available to serve eligible children.<sup>2</sup>
- ❖ Currently 646 children are receiving subsidized child care services. This represents 19.9% of all eligible children.<sup>2</sup>
- ❖ With a 5% increase in child care subsidy funding, an additional 32 children could be served each month in Duplin County.<sup>3</sup>

### Key Facts about Subsidy Services in North Carolina:

- ❖ About 85,000 children per month receive subsidy services
- ❖ 82.5% of the children are receiving services because their parents are employed
- ❖ 84% of the families receiving subsidy services earn less than \$25,000 per year
- ❖ Parents pay a portion of the child care cost by paying 8%, 9%, 10% of their income as a parent fee

## The Benefits:

### For Families

- ❖ Helps parents to work and attend school
- ❖ Provides a safe setting for children
- ❖ Helps children to be better prepared for school
- ❖ Having a good early childhood education experience helps children to be successful in language, math and social skills in school

### For the Community

- ❖ Working families put a large amount of money back into the local economy and tax system through their employment, earnings and purchase of child care
- ❖ The cost of child care subsidy services is offset by the working families' ability to pay taxes
- ❖ Parents with stable child care arrangements are more focused on the job and make better employees
- ❖ Receiving child care subsidy services offers children a chance to receive an early childhood education which leads to increased success in school and less costs to the community and state in terms of remedial services

<sup>1</sup> Based upon data from the 2000 Census and 2007 population projections.

<sup>2</sup> Includes SFY 2010-2011 non-Smart Start and Smart Start allocations and children served (during 10/10). For some counties, figures for funds available and children served include those for services provided through contracting Subsidy Administrator.

<sup>3</sup> Based on the average cost of care in Duplin County and 5% increase in total funding (federal and state)

# Child Care Subsidy Services Makes a Difference for Children and Communities Durham County

## What Service is Needed:

### Child Care Subsidy Services

- ❖ Helps parents pay for child care so they can work or attend school
- ❖ Provides information to parents about how to choose a safe, quality child care arrangement
- ❖ Funded by a mixture of state (35%) and federal (65%)

### Facts About Durham County

- ❖ 13,142 children are eligible for child care subsidy services (Includes children under age 11 whose parents are working).<sup>1</sup>
- ❖ \$16,861,844 is currently available to serve eligible children.<sup>2</sup>
- ❖ Currently 2,755 children are receiving subsidized child care services. This represents 21.0% of all eligible children.<sup>2</sup>
- ❖ With a 5% increase in child care subsidy funding, an additional 138 children could be served each month in Durham County.<sup>3</sup>

### Key Facts about Subsidy Services in North Carolina:

- ❖ About 85,000 children per month receive subsidy services
- ❖ 82.5% of the children are receiving services because their parents are employed
- ❖ 84% of the families receiving subsidy services earn less than \$25,000 per year
- ❖ Parents pay a portion of the child care cost by paying 8%, 9%, 10% of their income as a parent fee

## The Benefits:

### For Families

- ❖ Helps parents to work and attend school
- ❖ Provides a safe setting for children
- ❖ Helps children to be better prepared for school
- ❖ Having a good early childhood education experience helps children to be successful in language, math and social skills in school

### For the Community

- ❖ Working families put a large amount of money back into the local economy and tax system through their employment, earnings and purchase of child care
- ❖ The cost of child care subsidy services is offset by the working families' ability to pay taxes
- ❖ Parents with stable child care arrangements are more focused on the job and make better employees
- ❖ Receiving child care subsidy services offers children a chance to receive an early childhood education which leads to increased success in school and less costs to the community and state in terms of remedial services

<sup>1</sup> Based upon data from the 2000 Census and 2007 population projections.

<sup>2</sup> Includes SFY 2010-2011 non-Smart Start and Smart Start allocations and children served (during 10/10). For some counties, figures for funds available and children served include those for services provided through contracting Subsidy Administrator.

<sup>3</sup> Based on the average cost of care in Durham County and 5% increase in total funding (federal and state)



# Child Care Subsidy Services Makes a Difference for Children and Communities Edgecombe County

## What Service is Needed:

### Child Care Subsidy Services

- ❖ Helps parents pay for child care so they can work or attend school
- ❖ Provides information to parents about how to choose a safe, quality child care arrangement
- ❖ Funded by a mixture of state (35%) and federal (65%)

### Facts About Edgecombe County

- ❖ 3,080 children are eligible for child care subsidy services (Includes children under age 11 whose parents are working).<sup>1</sup>
- ❖ \$2,691,164 is currently available to serve eligible children.<sup>2</sup>
- ❖ Currently 528 children are receiving subsidized child care services. This represents 17.1% of all eligible children.<sup>2</sup>
- ❖ With a 5% increase in child care subsidy funding, an additional 26 children could be served each month in Edgecombe County.<sup>3</sup>

### Key Facts about Subsidy Services in North Carolina:

- ❖ About 85,000 children per month receive subsidy services
- ❖ 82.5% of the children are receiving services because their parents are employed
- ❖ 84% of the families receiving subsidy services earn less than \$25,000 per year
- ❖ Parents pay a portion of the child care cost by paying 8%, 9%, 10% of their income as a parent fee

## The Benefits:

### For Families

- ❖ Helps parents to work and attend school
- ❖ Provides a safe setting for children
- ❖ Helps children to be better prepared for school
- ❖ Having a good early childhood education experience helps children to be successful in language, math and social skills in school

### For the Community

- ❖ Working families put a large amount of money back into the local economy and tax system through their employment, earnings and purchase of child care
- ❖ The cost of child care subsidy services is offset by the working families' ability to pay taxes
- ❖ Parents with stable child care arrangements are more focused on the job and make better employees
- ❖ Receiving child care subsidy services offers children a chance to receive an early childhood education which leads to increased success in school and less costs to the community and state in terms of remedial services

<sup>1</sup> Based upon data from the 2000 Census and 2007 population projections.

<sup>2</sup> Includes SFY 2010-2011 non-Smart Start and Smart Start allocations and children served (during 10/10). For some counties, figures for funds available and children served include those for services provided through contracting Subsidy Administrator.

<sup>3</sup> Based on the average cost of care in Edgecombe County and 5% increase in total funding (federal and state)

# Child Care Subsidy Services Makes a Difference for Children and Communities Forsyth County

## What Service is Needed:

### Child Care Subsidy Services

- ❖ Helps parents pay for child care so they can work or attend school
- ❖ Provides information to parents about how to choose a safe, quality child care arrangement
- ❖ Funded by a mixture of state (35%) and federal (65%)

### Facts About Forsyth County

- ❖ 14,744 children are eligible for child care subsidy services (Includes children under age 11 whose parents are working).<sup>1</sup>
- ❖ \$13,684,194 is currently available to serve eligible children.<sup>2</sup>
- ❖ Currently 2,915 children are receiving subsidized child care services. This represents 19.8% of all eligible children.<sup>2</sup>
- ❖ With a 5% increase in child care subsidy funding, an additional 146 children could be served each month in Forsyth County.<sup>3</sup>

### Key Facts about Subsidy Services in North Carolina:

- ❖ About 85,000 children per month receive subsidy services
- ❖ 82.5% of the children are receiving services because their parents are employed
- ❖ 84% of the families receiving subsidy services earn less than \$25,000 per year
- ❖ Parents pay a portion of the child care cost by paying 8%, 9%, 10% of their income as a parent fee

## The Benefits:

### For Families

- ❖ Helps parents to work and attend school
- ❖ Provides a safe setting for children
- ❖ Helps children to be better prepared for school
- ❖ Having a good early childhood education experience helps children to be successful in language, math and social skills in school

### For the Community

- ❖ Working families put a large amount of money back into the local economy and tax system through their employment, earnings and purchase of child care
- ❖ The cost of child care subsidy services is offset by the working families' ability to pay taxes
- ❖ Parents with stable child care arrangements are more focused on the job and make better employees
- ❖ Receiving child care subsidy services offers children a chance to receive an early childhood education which leads to increased success in school and less costs to the community and state in terms of remedial services

<sup>1</sup> Based upon data from the 2000 Census and 2007 population projections.

<sup>2</sup> Includes SFY 2010-2011 non-Smart Start and Smart Start allocations and children served (during 10/10). For some counties, figures for funds available and children served include those for services provided through contracting Subsidy Administrator.

<sup>3</sup> Based on the average cost of care in Forsyth County and 5% increase in total funding (federal and state)

# Child Care Subsidy Services Makes a Difference for Children and Communities Franklin County

## What Service is Needed:

### Child Care Subsidy Services

- ❖ Helps parents pay for child care so they can work or attend school
- ❖ Provides information to parents about how to choose a safe, quality child care arrangement
- ❖ Funded by a mixture of state (35%) and federal (65%)

### Facts About Franklin County

- ❖ 2,328 children are eligible for child care subsidy services (Includes children under age 11 whose parents are working).<sup>1</sup>
- ❖ \$2,460,607 is currently available to serve eligible children.<sup>2</sup>
- ❖ Currently 519 children are receiving subsidized child care services. This represents 22.3% of all eligible children.<sup>2</sup>
- ❖ With a 5% increase in child care subsidy funding, an additional 26 children could be served each month
- ❖ in Franklin County.<sup>3</sup>

### Key Facts about Subsidy Services in North Carolina:

- ❖ About 85,000 children per month receive subsidy services
- ❖ 82.5% of the children are receiving services because their parents are employed
- ❖ 84% of the families receiving subsidy services earn less than \$25,000 per year
- ❖ Parents pay a portion of the child care cost by paying 8%, 9%, 10% of their income as a parent fee

## The Benefits:

### For Families

- ❖ Helps parents to work and attend school
- ❖ Provides a safe setting for children
- ❖ Helps children to be better prepared for school
- ❖ Having a good early childhood education experience helps children to be successful in language, math and social skills in school

### For the Community

- ❖ Working families put a large amount of money back into the local economy and tax system through their employment, earnings and purchase of child care
- ❖ The cost of child care subsidy services is offset by the working families' ability to pay taxes
- ❖ Parents with stable child care arrangements are more focused on the job and make better employees
- ❖ Receiving child care subsidy services offers children a chance to receive an early childhood education which leads to increased success in school and less costs to the community and state in terms of remedial services

<sup>1</sup> Based upon data from the 2000 Census and 2007 population projections.

<sup>2</sup> Includes SFY 2010-2011 non-Smart Start and Smart Start allocations and children served (during 10/10). For some counties, figures for funds available and children served include those for services provided through contracting Subsidy Administrator.

<sup>3</sup> Based on the average cost of care in Franklin County and 5% increase in total funding (federal and state)

# Child Care Subsidy Services Makes a Difference for Children and Communities Gaston County

## What Service is Needed:

### Child Care Subsidy Services

- ❖ Helps parents pay for child care so they can work or attend school
- ❖ Provides information to parents about how to choose a safe, quality child care arrangement
- ❖ Funded by a mixture of state (35%) and federal (65%)

### Facts About Gaston County

- ❖ 8,345 children are eligible for child care subsidy services (Includes children under age 11 whose parents are working).<sup>1</sup>
- ❖ \$8,029,502 is currently available to serve eligible children.<sup>2</sup>
- ❖ Currently 1,899 children are receiving subsidized child care services. This represents 22.8% of all eligible children.<sup>2</sup>
- ❖ With a 5% increase in child care subsidy funding, an additional 95 children could be served each month in Gaston County.<sup>3</sup>

### Key Facts about Subsidy Services in North Carolina:

- ❖ About 85,000 children per month receive subsidy services
- ❖ 82.5% of the children are receiving services because their parents are employed
- ❖ 84% of the families receiving subsidy services earn less than \$25,000 per year
- ❖ Parents pay a portion of the child care cost by paying 8%, 9%, 10% of their income as a parent fee

## The Benefits:

### For Families

- ❖ Helps parents to work and attend school
- ❖ Provides a safe setting for children
- ❖ Helps children to be better prepared for school
- ❖ Having a good early childhood education experience helps children to be successful in language, math and social skills in school

### For the Community

- ❖ Working families put a large amount of money back into the local economy and tax system through their employment, earnings and purchase of child care
- ❖ The cost of child care subsidy services is offset by the working families' ability to pay taxes
- ❖ Parents with stable child care arrangements are more focused on the job and make better employees
- ❖ Receiving child care subsidy services offers children a chance to receive an early childhood education which leads to increased success in school and less costs to the community and state in terms of remedial services

<sup>1</sup> Based upon data from the 2000 Census and 2007 population projections.

<sup>2</sup> Includes SFY 2010-2011 non-Smart Start and Smart Start allocations and children served (during 10/10). For some counties, figures for funds available and children served include those for services provided through contracting Subsidy Administrator.

<sup>3</sup> Based on the average cost of care in Gaston County and 5% increase in total funding (federal and state)

# Child Care Subsidy Services Makes a Difference for Children and Communities Gates County

## What Service is Needed:

### Child Care Subsidy Services

- ❖ Helps parents pay for child care so they can work or attend school
- ❖ Provides information to parents about how to choose a safe, quality child care arrangement
- ❖ Funded by a mixture of state (35%) and federal (65%)

### Facts About Gates County

- ❖ 383 children are eligible for child care subsidy services (Includes children under age 11 whose parents are working).<sup>1</sup>
- ❖ \$370,230 is currently available to serve eligible children.<sup>2</sup>
- ❖ Currently 76 children are receiving subsidized child care services. This represents 19.8% of all eligible children.<sup>2</sup>
- ❖ With a 5% increase in child care subsidy funding, an additional 4 children could be served each month in Gates County.<sup>3</sup>

### Key Facts about Subsidy Services in North Carolina:

- ❖ About 85,000 children per month receive subsidy services
- ❖ 82.5% of the children are receiving services because their parents are employed
- ❖ 84% of the families receiving subsidy services earn less than \$25,000 per year
- ❖ Parents pay a portion of the child care cost by paying 8%, 9%, 10% of their income as a parent fee

## The Benefits:

### For Families

- ❖ Helps parents to work and attend school
- ❖ Provides a safe setting for children
- ❖ Helps children to be better prepared for school
- ❖ Having a good early childhood education experience helps children to be successful in language, math and social skills in school

### For the Community

- ❖ Working families put a large amount of money back into the local economy and tax system through their employment, earnings and purchase of child care
- ❖ The cost of child care subsidy services is offset by the working families' ability to pay taxes
- ❖ Parents with stable child care arrangements are more focused on the job and make better employees
- ❖ Receiving child care subsidy services offers children a chance to receive an early childhood education which leads to increased success in school and less costs to the community and state in terms of remedial services

<sup>1</sup> Based upon data from the 2000 Census and 2007 population projections.

<sup>2</sup> Includes SFY 2010-2011 non-Smart Start and Smart Start allocations and children served (during 10/10). For some counties, figures for funds available and children served include those for services provided through contracting Subsidy Administrator.

<sup>3</sup> Based on the average cost of care in Gates County and 5% increase in total funding (federal and state)

# Child Care Subsidy Services Makes a Difference for Children and Communities Graham County

## What Service is Needed:

### Child Care Subsidy Services

- ❖ Helps parents pay for child care so they can work or attend school
- ❖ Provides information to parents about how to choose a safe, quality child care arrangement
- ❖ Funded by a mixture of state (35%) and federal (65%)

### Facts About Graham County

- ❖ 323 children are eligible for child care subsidy services (Includes children under age 11 whose parents are working).<sup>1</sup>
- ❖ \$602,124 is currently available to serve eligible children.<sup>2</sup>
- ❖ Currently 70 children are receiving subsidized child care services. This represents 21.7% of all eligible children.<sup>2</sup>
- ❖ With a 5% increase in child care subsidy funding, an additional 4 children could be served each month in Graham County.<sup>3</sup>

### Key Facts about Subsidy Services in North Carolina:

- ❖ About 85,000 children per month receive subsidy services
- ❖ 82.5% of the children are receiving services because their parents are employed
- ❖ 84% of the families receiving subsidy services earn less than \$25,000 per year
- ❖ Parents pay a portion of the child care cost by paying 8%, 9%, 10% of their income as a parent fee

## The Benefits:

### For Families

- ❖ Helps parents to work and attend school
- ❖ Provides a safe setting for children
- ❖ Helps children to be better prepared for school
- ❖ Having a good early childhood education experience helps children to be successful in language, math and social skills in school

### For the Community

- ❖ Working families put a large amount of money back into the local economy and tax system through their employment, earnings and purchase of child care
- ❖ The cost of child care subsidy services is offset by the working families' ability to pay taxes
- ❖ Parents with stable child care arrangements are more focused on the job and make better employees
- ❖ Receiving child care subsidy services offers children a chance to receive an early childhood education which leads to increased success in school and less costs to the community and state in terms of remedial services

<sup>1</sup> Based upon data from the 2000 Census and 2007 population projections.

<sup>2</sup> Includes SFY 2010-2011 non-Smart Start and Smart Start allocations and children served (during 10/10). For some counties, figures for funds available and children served include those for services provided through contracting Subsidy Administrator.

<sup>3</sup> Based on the average cost of care in Graham County and 5% increase in total funding (federal and state)

# Child Care Subsidy Services Makes a Difference for Children and Communities Granville County

## What Service is Needed:

### Child Care Subsidy Services

- ❖ Helps parents pay for child care so they can work or attend school
- ❖ Provides information to parents about how to choose a safe, quality child care arrangement
- ❖ Funded by a mixture of state (35%) and federal (65%)

### Facts About Granville County

- ❖ 2,196 children are eligible for child care subsidy services (Includes children under age 11 whose parents are working).<sup>1</sup>
- ❖ \$2,063,992 is currently available to serve eligible children.<sup>2</sup>
- ❖ Currently 381 children are receiving subsidized child care services. This represents 17.3% of all eligible children.<sup>2</sup>
- ❖ With a 5% increase in child care subsidy funding, an additional 19 children could be served each month in Granville County.<sup>3</sup>



### Key Facts about Subsidy Services in North Carolina:

- ❖ About 85,000 children per month receive subsidy services
- ❖ 82.5% of the children are receiving services because their parents are employed
- ❖ 84% of the families receiving subsidy services earn less than \$25,000 per year
- ❖ Parents pay a portion of the child care cost by paying 8%, 9%, 10% of their income as a parent fee

## The Benefits:

### For Families

- ❖ Helps parents to work and attend school
- ❖ Provides a safe setting for children
- ❖ Helps children to be better prepared for school
- ❖ Having a good early childhood education experience helps children to be successful in language, math and social skills in school

### For the Community

- ❖ Working families put a large amount of money back into the local economy and tax system through their employment, earnings and purchase of child care
- ❖ The cost of child care subsidy services is offset by the working families' ability to pay taxes
- ❖ Parents with stable child care arrangements are more focused on the job and make better employees
- ❖ Receiving child care subsidy services offers children a chance to receive an early childhood education which leads to increased success in school and less costs to the community and state in terms of remedial services

<sup>1</sup> Based upon data from the 2000 Census and 2007 population projections.

<sup>2</sup> Includes SFY 2010-2011 non-Smart Start and Smart Start allocations and children served (during 10/10). For some counties, figures for funds available and children served include those for services provided through contracting Subsidy Administrator.

<sup>3</sup> Based on the average cost of care in Granville County and 5% increase in total funding (federal and state)

# Child Care Subsidy Services Makes a Difference for Children and Communities Greene County

## What Service is Needed:

### Child Care Subsidy Services

- ❖ Helps parents pay for child care so they can work or attend school
- ❖ Provides information to parents about how to choose a safe, quality child care arrangement
- ❖ Funded by a mixture of state (35%) and federal (65%)

### Facts About Greene County

- ❖ 1,058 children are eligible for child care subsidy services (Includes children under age 11 whose parents are working).<sup>1</sup>
- ❖ \$909,081 is currently available to serve eligible children.<sup>2</sup>
- ❖ Currently 220 children are receiving subsidized child care services. This represents 20.8% of all eligible children.<sup>2</sup>
- ❖ With a 5% increase in child care subsidy funding, an additional 11 children could be served each month in Greene County.<sup>3</sup>

### Key Facts about Subsidy Services in North Carolina:

- ❖ About 85,000 children per month receive subsidy services
- ❖ 82.5% of the children are receiving services because their parents are employed
- ❖ 84% of the families receiving subsidy services earn less than \$25,000 per year
- ❖ Parents pay a portion of the child care cost by paying 8%, 9%, 10% of their income as a parent fee

## The Benefits:

### For Families

- ❖ Helps parents to work and attend school
- ❖ Provides a safe setting for children
- ❖ Helps children to be better prepared for school
- ❖ Having a good early childhood education experience helps children to be successful in language, math and social skills in school

### For the Community

- ❖ Working families put a large amount of money back into the local economy and tax system through their employment, earnings and purchase of child care
- ❖ The cost of child care subsidy services is offset by the working families' ability to pay taxes
- ❖ Parents with stable child care arrangements are more focused on the job and make better employees
- ❖ Receiving child care subsidy services offers children a chance to receive an early childhood education which leads to increased success in school and less costs to the community and state in terms of remedial services

<sup>1</sup> Based upon data from the 2000 Census and 2007 population projections.

<sup>2</sup> Includes SFY 2010-2011 non-Smart Start and Smart Start allocations and children served (during 10/10). For some counties, figures for funds available and children served include those for services provided through contracting Subsidy Administrator.

<sup>3</sup> Based on the average cost of care in Greene County and 5% increase in total funding (federal and state)



# Child Care Subsidy Services Makes a Difference for Children and Communities Guilford County

## What Service is Needed:

### Child Care Subsidy Services

- ❖ Helps parents pay for child care so they can work or attend school
- ❖ Provides information to parents about how to choose a safe, quality child care arrangement
- ❖ Funded by a mixture of state (35%) and federal (65%)

### Facts About Guilford County

- ❖ 18,696 children are eligible for child care subsidy services (Includes children under age 11 whose parents are working).<sup>1</sup>
- ❖ \$21,606,174 is currently available to serve eligible children.<sup>2</sup>
- ❖ Currently 4,559 children are receiving subsidized child care services. This represents 24.4% of all eligible children.<sup>2</sup>
- ❖ With a 5% increase in child care subsidy funding, an additional 228 children could be served each month in Guilford County.<sup>3</sup>

### Key Facts about Subsidy Services in North Carolina:

- ❖ About 85,000 children per month receive subsidy services
- ❖ 82.5% of the children are receiving services because their parents are employed
- ❖ 84% of the families receiving subsidy services earn less than \$25,000 per year
- ❖ Parents pay a portion of the child care cost by paying 8%, 9%, 10% of their income as a parent fee

## The Benefits:

### For Families

- ❖ Helps parents to work and attend school
- ❖ Provides a safe setting for children
- ❖ Helps children to be better prepared for school
- ❖ Having a good early childhood education experience helps children to be successful in language, math and social skills in school

### For the Community

- ❖ Working families put a large amount of money back into the local economy and tax system through their employment, earnings and purchase of child care
- ❖ The cost of child care subsidy services is offset by the working families' ability to pay taxes
- ❖ Parents with stable child care arrangements are more focused on the job and make better employees
- ❖ Receiving child care subsidy services offers children a chance to receive an early childhood education which leads to increased success in school and less costs to the community and state in terms of remedial services

<sup>1</sup> Based upon data from the 2000 Census and 2007 population projections.

<sup>2</sup> Includes SFY 2010-2011 non-Smart Start and Smart Start allocations and children served (during 10/10). For some counties, figures for funds available and children served include those for services provided through contracting Subsidy Administrator.

<sup>3</sup> Based on the average cost of care in Guilford County and 5% increase in total funding (federal and state)

# Child Care Subsidy Services Makes a Difference for Children and Communities Halifax County

## What Service is Needed:

### Child Care Subsidy Services

- ❖ Helps parents pay for child care so they can work or attend school
- ❖ Provides information to parents about how to choose a safe, quality child care arrangement
- ❖ Funded by a mixture of state (35%) and federal (65%)

### Facts About Halifax County

- ❖ 2,968 children are eligible for child care subsidy services (Includes children under age 11 whose parents are working).<sup>1</sup>
- ❖ \$2,678,485 is currently available to serve eligible children.<sup>2</sup>
- ❖ Currently 688 children are receiving subsidized child care services. This represents 23.2% of all eligible children.<sup>2</sup>
- ❖ With a 5% increase in child care subsidy funding, an additional 34 children could be served each month in Halifax County.<sup>3</sup>

### Key Facts about Subsidy Services in North Carolina:

- ❖ About 85,000 children per month receive subsidy services
- ❖ 82.5% of the children are receiving services because their parents are employed
- ❖ 84% of the families receiving subsidy services earn less than \$25,000 per year
- ❖ Parents pay a portion of the child care cost by paying 8%, 9%, 10% of their income as a parent fee

## The Benefits:

### For Families

- ❖ Helps parents to work and attend school
- ❖ Provides a safe setting for children
- ❖ Helps children to be better prepared for school
- ❖ Having a good early childhood education experience helps children to be successful in language, math and social skills in school

### For the Community

- ❖ Working families put a large amount of money back into the local economy and tax system through their employment, earnings and purchase of child care
- ❖ The cost of child care subsidy services is offset by the working families' ability to pay taxes
- ❖ Parents with stable child care arrangements are more focused on the job and make better employees
- ❖ Receiving child care subsidy services offers children a chance to receive an early childhood education which leads to increased success in school and less costs to the community and state in terms of remedial services

<sup>1</sup> Based upon data from the 2000 Census and 2007 population projections.

<sup>2</sup> Includes SFY 2010-2011 non-Smart Start and Smart Start allocations and children served (during 10/10). For some counties, figures for funds available and children served include those for services provided through contracting Subsidy Administrator.

<sup>3</sup> Based on the average cost of care in Halifax County and 5% increase in total funding (federal and state)

# Child Care Subsidy Services Makes a Difference for Children and Communities Harnett County

## What Service is Needed:

### Child Care Subsidy Services

- ❖ Helps parents pay for child care so they can work or attend school
- ❖ Provides information to parents about how to choose a safe, quality child care arrangement
- ❖ Funded by a mixture of state (35%) and federal (65%)

### Facts About Harnett County

- ❖ 6,157 children are eligible for child care subsidy services (Includes children under age 11 whose parents are working).<sup>1</sup>
- ❖ \$5,342,853 is currently available to serve eligible children.<sup>2</sup>
- ❖ Currently 1,003 children are receiving subsidized child care services. This represents 16.3% of all eligible children.<sup>2</sup>
- ❖ With a 5% increase in child care subsidy funding, an additional 50 children could be served each month in Harnett County.<sup>3</sup>

### Key Facts about Subsidy Services in North Carolina:

- ❖ About 85,000 children per month receive subsidy services
- ❖ 82.5% of the children are receiving services because their parents are employed
- ❖ 84% of the families receiving subsidy services earn less than \$25,000 per year
- ❖ Parents pay a portion of the child care cost by paying 8%, 9%, 10% of their income as a parent fee

## The Benefits:

### For Families

- ❖ Helps parents to work and attend school
- ❖ Provides a safe setting for children
- ❖ Helps children to be better prepared for school
- ❖ Having a good early childhood education experience helps children to be successful in language, math and social skills in school

### For the Community

- ❖ Working families put a large amount of money back into the local economy and tax system through their employment, earnings and purchase of child care
- ❖ The cost of child care subsidy services is offset by the working families' ability to pay taxes
- ❖ Parents with stable child care arrangements are more focused on the job and make better employees
- ❖ Receiving child care subsidy services offers children a chance to receive an early childhood education which leads to increased success in school and less costs to the community and state in terms of remedial services

<sup>1</sup> Based upon data from the 2000 Census and 2007 population projections.

<sup>2</sup> Includes SFY 2010-2011 non-Smart Start and Smart Start allocations and children served (during 10/10). For some counties, figures for funds available and children served include those for services provided through contracting Subsidy Administrator.

<sup>3</sup> Based on the average cost of care in Harnett County and 5% increase in total funding (federal and state)

# Child Care Subsidy Services Makes a Difference for Children and Communities Haywood County

## What Service is Needed:

### Child Care Subsidy Services

- ❖ Helps parents pay for child care so they can work or attend school
- ❖ Provides information to parents about how to choose a safe, quality child care arrangement
- ❖ Funded by a mixture of state (35%) and federal (65%)

### Facts About Haywood County

- ❖ 2,306 children are eligible for child care subsidy services (Includes children under age 11 whose parents are working).<sup>1</sup>
- ❖ \$2,709,559 is currently available to serve eligible children.<sup>2</sup>
- ❖ Currently 600 children are receiving subsidized child care services. This represents 26.0% of all eligible children.<sup>2</sup>
- ❖ With a 5% increase in child care subsidy funding, an additional 30 children could be served each month in Haywood County.<sup>3</sup>

### Key Facts about Subsidy Services in North Carolina:

- ❖ About 85,000 children per month receive subsidy services
- ❖ 82.5% of the children are receiving services because their parents are employed
- ❖ 84% of the families receiving subsidy services earn less than \$25,000 per year
- ❖ Parents pay a portion of the child care cost by paying 8%, 9%, 10% of their income as a parent fee

## The Benefits:

### For Families

- ❖ Helps parents to work and attend school
- ❖ Provides a safe setting for children
- ❖ Helps children to be better prepared for school
- ❖ Having a good early childhood education experience helps children to be successful in language, math and social skills in school

### For the Community

- ❖ Working families put a large amount of money back into the local economy and tax system through their employment, earnings and purchase of child care
- ❖ The cost of child care subsidy services is offset by the working families' ability to pay taxes
- ❖ Parents with stable child care arrangements are more focused on the job and make better employees
- ❖ Receiving child care subsidy services offers children a chance to receive an early childhood education which leads to increased success in school and less costs to the community and state in terms of remedial services

<sup>1</sup> Based upon data from the 2000 Census and 2007 population projections.

<sup>2</sup> Includes SFY 2010-2011 non-Smart Start and Smart Start allocations and children served (during 10/10). For some counties, figures for funds available and children served include those for services provided through contracting Subsidy Administrator.

<sup>3</sup> Based on the average cost of care in Haywood County and 5% increase in total funding (federal and state)

# Child Care Subsidy Services Makes a Difference for Children and Communities Henderson County

## What Service is Needed:

### Child Care Subsidy Services

- ❖ Helps parents pay for child care so they can work or attend school
- ❖ Provides information to parents about how to choose a safe, quality child care arrangement
- ❖ Funded by a mixture of state (35%) and federal (65%)

### Facts About Henderson County

- ❖ 3,986 children are eligible for child care subsidy services (Includes children under age 11 whose parents are working).<sup>1</sup>
- ❖ \$4,168,148 is currently available to serve eligible children.<sup>2</sup>
- ❖ Currently 855 children are receiving subsidized child care services. This represents 21.5% of all eligible children.<sup>2</sup>
- ❖ With a 5% increase in child care subsidy funding, an additional 43 children could be served each month in Henderson County.<sup>3</sup>

### Key Facts about Subsidy Services in North Carolina:

- ❖ About 85,000 children per month receive subsidy services
- ❖ 82.5% of the children are receiving services because their parents are employed
- ❖ 84% of the families receiving subsidy services earn less than \$25,000 per year
- ❖ Parents pay a portion of the child care cost by paying 8%, 9%, 10% of their income as a parent fee

## The Benefits:

### For Families

- ❖ Helps parents to work and attend school
- ❖ Provides a safe setting for children
- ❖ Helps children to be better prepared for school
- ❖ Having a good early childhood education experience helps children to be successful in language, math and social skills in school

### For the Community

- ❖ Working families put a large amount of money back into the local economy and tax system through their employment, earnings and purchase of child care
- ❖ The cost of child care subsidy services is offset by the working families' ability to pay taxes
- ❖ Parents with stable child care arrangements are more focused on the job and make better employees
- ❖ Receiving child care subsidy services offers children a chance to receive an early childhood education which leads to increased success in school and less costs to the community and state in terms of remedial services

<sup>1</sup> Based upon data from the 2000 Census and 2007 population projections.

<sup>2</sup> Includes SFY 2010-2011 non-Smart Start and Smart Start allocations and children served (during 10/10). For some counties, figures for funds available and children served include those for services provided through contracting Subsidy Administrator.

<sup>3</sup> Based on the average cost of care in Henderson County and 5% increase in total funding (federal and state)

# Child Care Subsidy Services Makes a Difference for Children and Communities Hertford County

## What Service is Needed:

### Child Care Subsidy Services

- ❖ Helps parents pay for child care so they can work or attend school
- ❖ Provides information to parents about how to choose a safe, quality child care arrangement
- ❖ Funded by a mixture of state (35%) and federal (65%)

### Facts About Hertford County

- ❖ 1,449 children are eligible for child care subsidy services (Includes children under age 11 whose parents are working).<sup>1</sup>
- ❖ \$1,127,308 is currently available to serve eligible children.<sup>2</sup>
- ❖ Currently 263 children are receiving subsidized child care services. This represents 18.2% of all eligible children.<sup>2</sup>
- ❖ With a 5% increase in child care subsidy funding, an additional 13 children could be served each month in Hertford County.<sup>3</sup>

### Key Facts about Subsidy Services in North Carolina:

- ❖ About 85,000 children per month receive subsidy services
- ❖ 82.5% of the children are receiving services because their parents are employed
- ❖ 84% of the families receiving subsidy services earn less than \$25,000 per year
- ❖ Parents pay a portion of the child care cost by paying 8%, 9%, 10% of their income as a parent fee

## The Benefits:

### For Families

- ❖ Helps parents to work and attend school
- ❖ Provides a safe setting for children
- ❖ Helps children to be better prepared for school
- ❖ Having a good early childhood education experience helps children to be successful in language, math and social skills in school

### For the Community

- ❖ Working families put a large amount of money back into the local economy and tax system through their employment, earnings and purchase of child care
- ❖ The cost of child care subsidy services is offset by the working families' ability to pay taxes
- ❖ Parents with stable child care arrangements are more focused on the job and make better employees
- ❖ Receiving child care subsidy services offers children a chance to receive an early childhood education which leads to increased success in school and less costs to the community and state in terms of remedial services

<sup>1</sup> Based upon data from the 2000 Census and 2007 population projections.

<sup>2</sup> Includes SFY 2010-2011 non-Smart Start and Smart Start allocations and children served (during 10/10). For some counties, figures for funds available and children served include those for services provided through contracting Subsidy Administrator.

<sup>3</sup> Based on the average cost of care in Hertford County and 5% increase in total funding (federal and state)

# Child Care Subsidy Services Makes a Difference for Children and Communities

## Hoke County

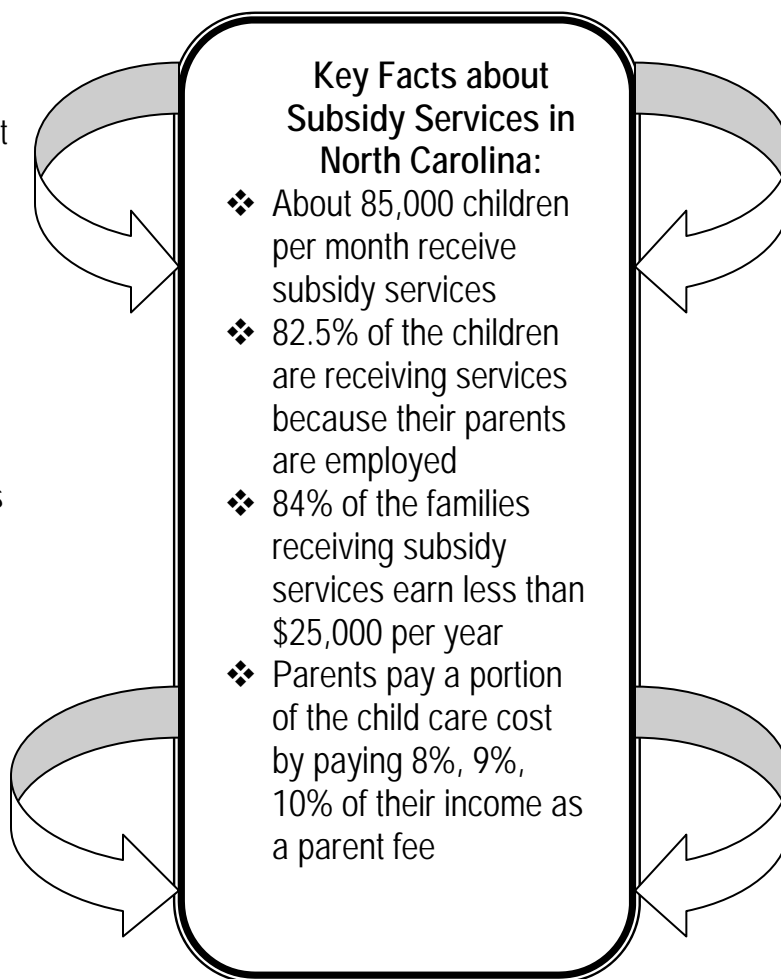
### What Service is Needed:

#### Child Care Subsidy Services

- ❖ Helps parents pay for child care so they can work or attend school
- ❖ Provides information to parents about how to choose a safe, quality child care arrangement
- ❖ Funded by a mixture of state (35%) and federal (65%)

#### Facts About Hoke County

- ❖ 3,358 children are eligible for child care subsidy services (Includes children under age 11 whose parents are working).<sup>1</sup>
- ❖ \$2,385,346 is currently available to serve eligible children.<sup>2</sup>
- ❖ Currently 697 children are receiving subsidized child care services. This represents 20.8% of all eligible children.<sup>2</sup>
- ❖ With a 5% increase in child care subsidy funding, an additional 35 children could be served each month in Hoke County.<sup>3</sup>



### The Benefits:

#### For Families

- ❖ Helps parents to work and attend school
- ❖ Provides a safe setting for children
- ❖ Helps children to be better prepared for school
- ❖ Having a good early childhood education experience helps children to be successful in language, math and social skills in school

#### For the Community

- ❖ Working families put a large amount of money back into the local economy and tax system through their employment, earnings and purchase of child care
- ❖ The cost of child care subsidy services is offset by the working families' ability to pay taxes
- ❖ Parents with stable child care arrangements are more focused on the job and make better employees
- ❖ Receiving child care subsidy services offers children a chance to receive an early childhood education which leads to increased success in school and less costs to the community and state in terms of remedial services

<sup>1</sup> Based upon data from the 2000 Census and 2007 population projections.

<sup>2</sup> Includes SFY 2010-2011 non-Smart Start and Smart Start allocations and children served (during 10/10). For some counties, figures for funds available and children served include those for services provided through contracting Subsidy Administrator.

<sup>3</sup> Based on the average cost of care in Hoke County and 5% increase in total funding (federal and state)

# Child Care Subsidy Services Makes a Difference for Children and Communities Hyde County

## What Service is Needed:

### Child Care Subsidy Services

- ❖ Helps parents pay for child care so they can work or attend school
- ❖ Provides information to parents about how to choose a safe, quality child care arrangement
- ❖ Funded by a mixture of state (35%) and federal (65%)

### Facts About Hyde County

- ❖ 255 children are eligible for child care subsidy services (Includes children under age 11 whose parents are working).<sup>1</sup>
- ❖ \$261,711 is currently available to serve eligible children.<sup>2</sup>
- ❖ Currently 41 children are receiving subsidized child care services. This represents 16.1% of all eligible children.<sup>2</sup>
- ❖ With a 5% increase in child care subsidy funding, an additional 2 children could be served each month in Hyde County.<sup>3</sup>

### Key Facts about Subsidy Services in North Carolina:

- ❖ About 85,000 children per month receive subsidy services
- ❖ 82.5% of the children are receiving services because their parents are employed
- ❖ 84% of the families receiving subsidy services earn less than \$25,000 per year
- ❖ Parents pay a portion of the child care cost by paying 8%, 9%, 10% of their income as a parent fee

## The Benefits:

### For Families

- ❖ Helps parents to work and attend school
- ❖ Provides a safe setting for children
- ❖ Helps children to be better prepared for school
- ❖ Having a good early childhood education experience helps children to be successful in language, math and social skills in school

### For the Community

- ❖ Working families put a large amount of money back into the local economy and tax system through their employment, earnings and purchase of child care
- ❖ The cost of child care subsidy services is offset by the working families' ability to pay taxes
- ❖ Parents with stable child care arrangements are more focused on the job and make better employees
- ❖ Receiving child care subsidy services offers children a chance to receive an early childhood education which leads to increased success in school and less costs to the community and state in terms of remedial services

<sup>1</sup> Based upon data from the 2000 Census and 2007 population projections.

<sup>2</sup> Includes SFY 2010-2011 non-Smart Start and Smart Start allocations and children served (during 10/10). For some counties, figures for funds available and children served include those for services provided through contracting Subsidy Administrator.

<sup>3</sup> Based on the average cost of care in Hyde County and 5% increase in total funding (federal and state)



# Child Care Subsidy Services Makes a Difference for Children and Communities Iredell County

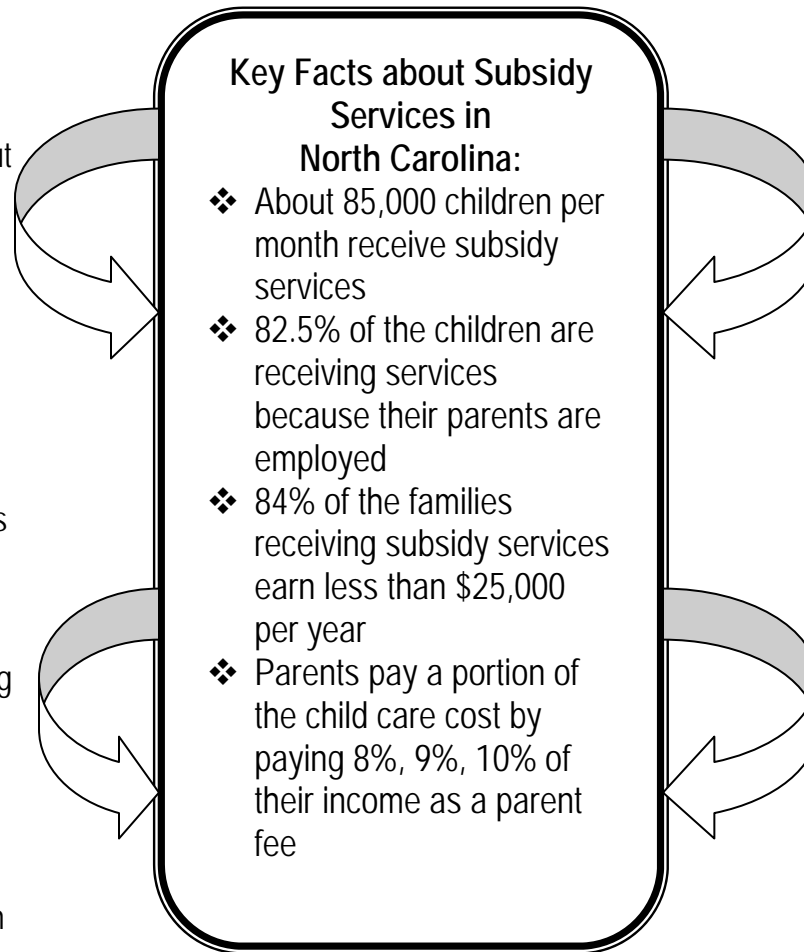
## What Service is Needed:

### Child Care Subsidy Services

- ❖ Helps parents pay for child care so they can work or attend school
- ❖ Provides information to parents about how to choose a safe, quality child care arrangement
- ❖ Funded by a mixture of state (35%) and federal (65%)

### Facts About Iredell County

- ❖ 5,169 children are eligible for child care subsidy services (Includes children under age 11 whose parents are working).<sup>1</sup>
- ❖ \$5,731,750 is currently available to serve eligible children.<sup>2</sup>
- ❖ Currently 1,336 children are receiving subsidized child care services. This represents 25.8% of all eligible children.<sup>2</sup>
- ❖ With a 5% increase in child care subsidy funding, an additional 67 children could be served each month in Iredell County.<sup>3</sup>



## The Benefits:

### For Families

- ❖ Helps parents to work and attend school
- ❖ Provides a safe setting for children
- ❖ Helps children to be better prepared for school
- ❖ Having a good early childhood education experience helps children to be successful in language, math and social skills in school

### For the Community

- ❖ Working families put a large amount of money back into the local economy and tax system through their employment, earnings and purchase of child care
- ❖ The cost of child care subsidy services is offset by the working families' ability to pay taxes
- ❖ Parents with stable child care arrangements are more focused on the job and make better employees
- ❖ Receiving child care subsidy services offers children a chance to receive an early childhood education which leads to increased success in school and less costs to the community and state in terms of remedial services

<sup>1</sup> Based upon data from the 2000 Census and 2007 population projections.

<sup>2</sup> Includes SFY 2010-2011 non-Smart Start and Smart Start allocations and children served (during 10/10). For some counties, figures for funds available and children served include those for services provided through contracting Subsidy Administrator.

<sup>3</sup> Based on the average cost of care in Iredell County and 5% increase in total funding (federal and state)

# Child Care Subsidy Services Makes a Difference for Children and Communities Jackson County

## What Service is Needed:

### Child Care Subsidy Services

- ❖ Helps parents pay for child care so they can work or attend school
- ❖ Provides information to parents about how to choose a safe, quality child care arrangement
- ❖ Funded by a mixture of state (35%) and federal (65%)

### Facts About Jackson County

- ❖ 1,549 children are eligible for child care subsidy services (Includes children under age 11 whose parents are working).<sup>1</sup>
- ❖ \$2,308,142 is currently available to serve eligible children.<sup>2</sup>
- ❖ Currently 319 children are receiving subsidized child care services. This represents 20.6% of all eligible children.<sup>2</sup>
- ❖ With a 5% increase in child care subsidy funding, an additional 16 children could be served each month in Jackson County.<sup>3</sup>

### Key Facts about Subsidy Services in North Carolina:

- ❖ About 85,000 children per month receive subsidy services
- ❖ 82.5% of the children are receiving services because their parents are employed
- ❖ 84% of the families receiving subsidy services earn less than \$25,000 per year
- ❖ Parents pay a portion of the child care cost by paying 8%, 9%, 10% of their income as a parent fee

## The Benefits:

### For Families

- ❖ Helps parents to work and attend school
- ❖ Provides a safe setting for children
- ❖ Helps children to be better prepared for school
- ❖ Having a good early childhood education experience helps children to be successful in language, math and social skills in school

### For the Community

- ❖ Working families put a large amount of money back into the local economy and tax system through their employment, earnings and purchase of child care
- ❖ The cost of child care subsidy services is offset by the working families' ability to pay taxes
- ❖ Parents with stable child care arrangements are more focused on the job and make better employees
- ❖ Receiving child care subsidy services offers children a chance to receive an early childhood education which leads to increased success in school and less costs to the community and state in terms of remedial services

<sup>1</sup> Based upon data from the 2000 Census and 2007 population projections.

<sup>2</sup> Includes SFY 2010-2011 non-Smart Start and Smart Start allocations and children served (during 10/10). For some counties, figures for funds available and children served include those for services provided through contracting Subsidy Administrator.

<sup>3</sup> Based on the average cost of care in Jackson County and 5% increase in total funding (federal and state)

# Child Care Subsidy Services Makes a Difference for Children and Communities Johnston County

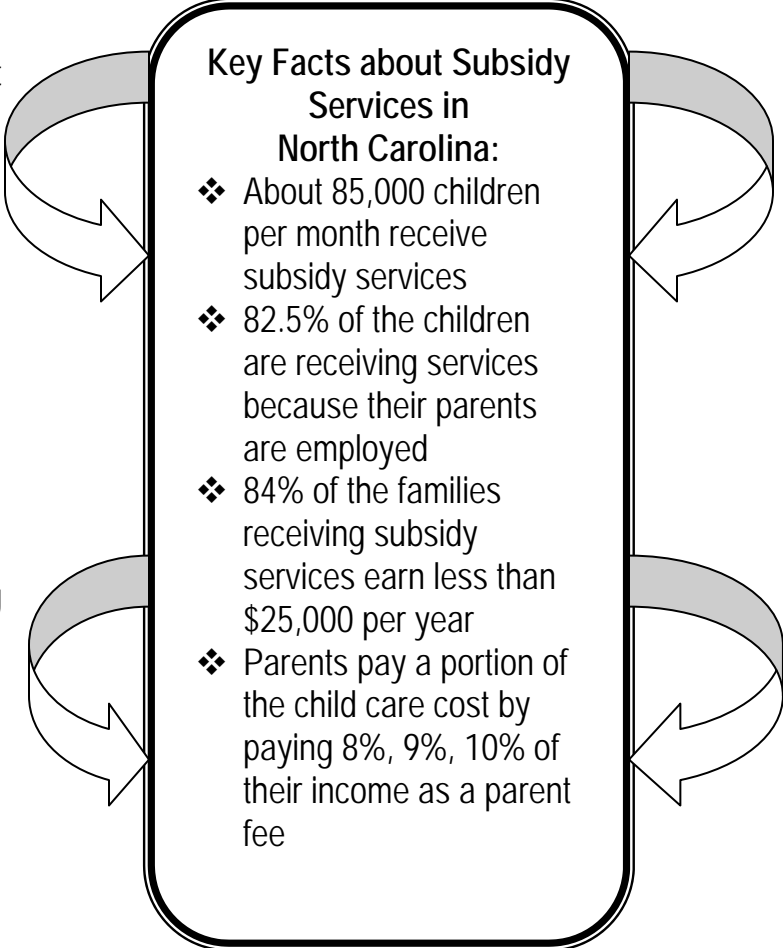
## What Service is Needed:

### Child Care Subsidy Services

- ❖ Helps parents pay for child care so they can work or attend school
- ❖ Provides information to parents about how to choose a safe, quality child care arrangement
- ❖ Funded by a mixture of state (35%) and federal (65%)

### Facts About Johnston County

- ❖ 6,939 children are eligible for child care subsidy services (Includes children under age 11 whose parents are working).<sup>1</sup>
- ❖ \$7,050,319 currently available to serve eligible children.<sup>2</sup>
- ❖ Currently 1,376 children are receiving subsidized child care services. This represents 19.8% of all eligible children.<sup>2</sup>
- ❖ With a 5% increase in child care subsidy funding, an additional 69 children could be served each month in Johnston County.<sup>3</sup>



### Key Facts about Subsidy Services in North Carolina:

- ❖ About 85,000 children per month receive subsidy services
- ❖ 82.5% of the children are receiving services because their parents are employed
- ❖ 84% of the families receiving subsidy services earn less than \$25,000 per year
- ❖ Parents pay a portion of the child care cost by paying 8%, 9%, 10% of their income as a parent fee

## The Benefits:

### For Families

- ❖ Helps parents to work and attend school
- ❖ Provides a safe setting for children
- ❖ Helps children to be better prepared for school
- ❖ Having a good early childhood education experience helps children to be successful in language, math and social skills in school

### For the Community

- ❖ Working families put a large amount of money back into the local economy and tax system through their employment, earnings and purchase of child care
- ❖ The cost of child care subsidy services is offset by the working families' ability to pay taxes
- ❖ Parents with stable child care arrangements are more focused on the job and make better employees
- ❖ Receiving child care subsidy services offers children a chance to receive an early childhood education which leads to increased success in school and less costs to the community and state in terms of remedial services

<sup>1</sup> Based upon data from the 2000 Census and 2007 population projections.

<sup>2</sup> Includes SFY 2010-2011 non-Smart Start and Smart Start allocations and children served (during 10/10). For some counties, figures for funds available and children served include those for services provided through contracting Subsidy Administrator.

<sup>3</sup> Based on the average cost of care in Johnston County and 5% increase in total funding (federal and state)

# Child Care Subsidy Services Makes a Difference for Children and Communities

## Jones County

### What Service is Needed:

#### Child Care Subsidy Services

- ❖ Helps parents pay for child care so they can work or attend school
- ❖ Provides information to parents about how to choose a safe, quality child care arrangement
- ❖ Funded by a mixture of state (35%) and federal (65%)

#### Facts About Jones County

- ❖ 400 children are eligible for child care subsidy services (Includes children under age 11 whose parents are working).<sup>1</sup>
- ❖ \$496,699 is currently available to serve eligible children.<sup>2</sup>
- ❖ Currently 102 children are receiving subsidized child care services. This represents 25.5% of all eligible children.<sup>2</sup>
- ❖ With a 5% increase in child care subsidy funding, an additional 5 children could be served each month in Jones County.<sup>3</sup>

#### Key Facts about Subsidy Services in North Carolina:

- ❖ About 85,000 children per month receive subsidy services
- ❖ 82.5% of the children are receiving services because their parents are employed
- ❖ 84% of the families receiving subsidy services earn less than \$25,000 per year
- ❖ Parents pay a portion of the child care cost by paying 8%, 9%, 10% of their income as a parent fee

### The Benefits:

#### For Families

- ❖ Helps parents to work and attend school
- ❖ Provides a safe setting for children
- ❖ Helps children to be better prepared for school
- ❖ Having a good early childhood education experience helps children to be successful in language, math and social skills in school

#### For the Community

- ❖ Working families put a large amount of money back into the local economy and tax system through their employment, earnings and purchase of child care
- ❖ The cost of child care subsidy services is offset by the working families' ability to pay taxes
- ❖ Parents with stable child care arrangements are more focused on the job and make better employees
- ❖ Receiving child care subsidy services offers children a chance to receive an early childhood education which leads to increased success in school and less costs to the community and state in terms of remedial services

<sup>1</sup> Based upon data from the 2000 Census and 2007 population projections.

<sup>2</sup> Includes SFY 2010-2011 non-Smart Start and Smart Start allocations and children served (during 10/10). For some counties, figures for funds available and children served include those for services provided through contracting Subsidy Administrator.

<sup>3</sup> Based on the average cost of care in Jones County and 5% increase in total funding (federal and state)

# Child Care Subsidy Services Makes a Difference for Children and Communities

## Lee County

### What Service is Needed:

#### Child Care Subsidy Services

- ❖ Helps parents pay for child care so they can work or attend school
- ❖ Provides information to parents about how to choose a safe, quality child care arrangement
- ❖ Funded by a mixture of state (35%) and federal (65%)

#### Facts About Lee County

- ❖ 2,001 children are eligible for child care subsidy services (Includes children under age 11 whose parents are working).<sup>1</sup>
- ❖ \$2,684,835 is currently available to serve eligible children.<sup>2</sup>
- ❖ Currently 583 children are receiving subsidized child care services. This represents 19.4% of all eligible children.<sup>2</sup>
- ❖ With a 5% increase in child care subsidy funding, an additional 29 children could be served each month in Lee County.<sup>3</sup>

#### Key Facts about Subsidy Services in North Carolina:

- ❖ About 85,000 children per month receive subsidy services
- ❖ 82.5% of the children are receiving services because their parents are employed
- ❖ 84% of the families receiving subsidy services earn less than \$25,000 per year
- ❖ Parents pay a portion of the child care cost by paying 8%, 9%, 10% of their income as a parent fee

### The Benefits:

#### For Families

- ❖ Helps parents to work and attend school
- ❖ Provides a safe setting for children
- ❖ Helps children to be better prepared for school
- ❖ Having a good early childhood education experience helps children to be successful in language, math and social skills in school

#### For the Community

- ❖ Working families put a large amount of money back into the local economy and tax system through their employment, earnings and purchase of child care
- ❖ The cost of child care subsidy services is offset by the working families' ability to pay taxes
- ❖ Parents with stable child care arrangements are more focused on the job and make better employees
- ❖ Receiving child care subsidy services offers children a chance to receive an early childhood education which leads to increased success in school and less costs to the community and state in terms of remedial services

<sup>1</sup> Based upon data from the 2000 Census and 2007 population projections.

<sup>2</sup> Includes SFY 2010-2011 non-Smart Start and Smart Start allocations and children served (during 10/10). For some counties, figures for funds available and children served include those for services provided through contracting Subsidy Administrator.

<sup>3</sup> Based on the average cost of care in Lee County and 5% increase in total funding (federal and state)

# Child Care Subsidy Services Makes a Difference for Children and Communities Lenoir County

## What Service is Needed:

### Child Care Subsidy Services

- ❖ Helps parents pay for child care so they can work or attend school
- ❖ Provides information to parents about how to choose a safe, quality child care arrangement
- ❖ Funded by a mixture of state (35%) and federal (65%)

### Facts About Lenoir County

- ❖ 3,243 children are eligible for child care subsidy services (Includes children under age 11 whose parents are working).<sup>1</sup>
- ❖ \$2,808,835 is currently available to serve eligible children.<sup>2</sup>
- ❖ Currently 653 children are receiving subsidized child care services. This represents 20.1% of all eligible children.<sup>2</sup>
- ❖ With a 5% increase in child care subsidy funding, an additional 33 children could be served each month in Lenoir County.<sup>3</sup>

### Key Facts about Subsidy Services in North Carolina:

- ❖ About 85,000 children per month receive subsidy services
- ❖ 82.4% of the children are receiving services because their parents are employed
- ❖ 84% of the families receiving subsidy services earn less than \$25,000 per year
- ❖ Parents pay a portion of the child care cost by paying 8%, 9%, 10% of their income as a parent fee

## The Benefits:

### For Families

- ❖ Helps parents to work and attend school
- ❖ Provides a safe setting for children
- ❖ Helps children to be better prepared for school
- ❖ Having a good early childhood education experience helps children to be successful in language, math and social skills in school

### For the Community

- ❖ Working families put a large amount of money back into the local economy and tax system through their employment, earnings and purchase of child care
- ❖ The cost of child care subsidy services is offset by the working families' ability to pay taxes
- ❖ Parents with stable child care arrangements are more focused on the job and make better employees
- ❖ Receiving child care subsidy services offers children a chance to receive an early childhood education which leads to increased success in school and less costs to the community and state in terms of remedial services

<sup>1</sup> Based upon data from the 2000 Census and 2007 population projections.

<sup>2</sup> Includes SFY 2010-2011 non-Smart Start and Smart Start allocations and children served (during 10/10). For some counties, figures for funds available and children served include those for services provided through contracting Subsidy Administrator.

<sup>3</sup> Based on the average cost of care in Lenoir County and 5% increase in total funding (federal and state)

# Child Care Subsidy Services Makes a Difference for Children and Communities Lincoln County

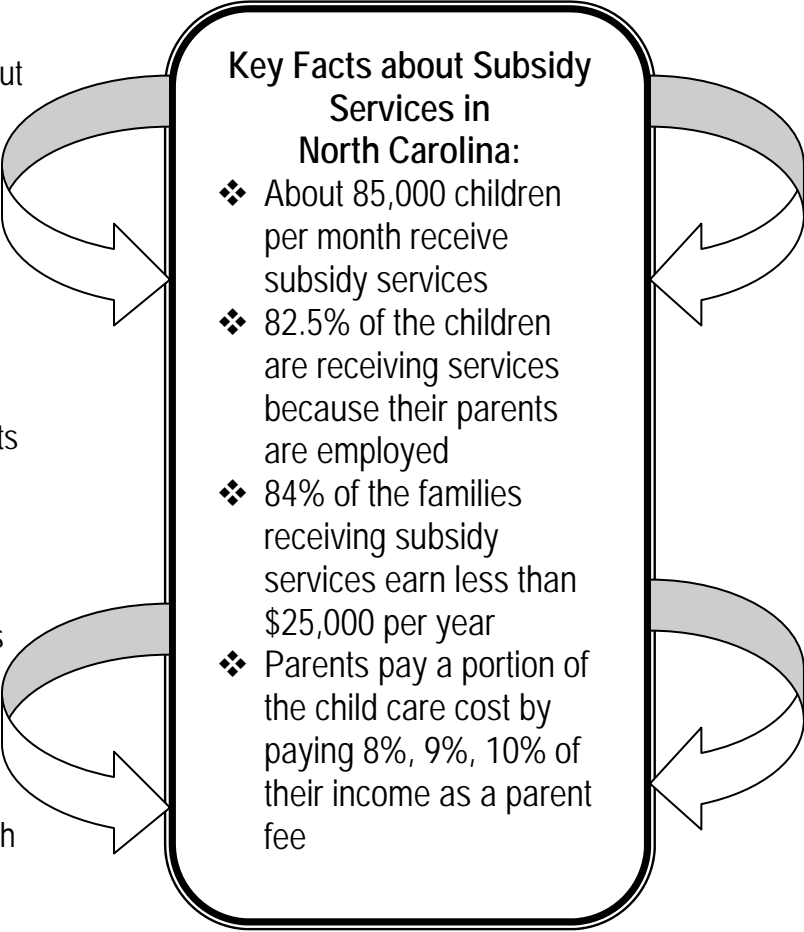
## What Service is Needed:

### Child Care Subsidy Services

- ❖ Helps parents pay for child care so they can work or attend school
- ❖ Provides information to parents about how to choose a safe, quality child care arrangement
- ❖ Funded by a mixture of state (35%) and federal (65%)

### Facts About Lincoln County

- ❖ 2,572 children are eligible for child care subsidy services (Includes children under age 11 whose parents are working).<sup>1</sup>
- ❖ \$2,013,341 is currently available to serve eligible children.<sup>2</sup>
- ❖ Currently 510 children are receiving subsidized child care services. This represents 19.8% of all eligible children.<sup>2</sup>
- ❖ With a 5% increase in child care subsidy funding, an additional 26 children could be served each month in Lincoln County.<sup>3</sup>



### Key Facts about Subsidy Services in North Carolina:

- ❖ About 85,000 children per month receive subsidy services
- ❖ 82.5% of the children are receiving services because their parents are employed
- ❖ 84% of the families receiving subsidy services earn less than \$25,000 per year
- ❖ Parents pay a portion of the child care cost by paying 8%, 9%, 10% of their income as a parent fee

## The Benefits:

### For Families

- ❖ Helps parents to work and attend school
- ❖ Provides a safe setting for children
- ❖ Helps children to be better prepared for school
- ❖ Having a good early childhood education experience helps children to be successful in language, math and social skills in school

### For the Community

- ❖ Working families put a large amount of money back into the local economy and tax system through their employment, earnings and purchase of child care
- ❖ The cost of child care subsidy services is offset by the working families' ability to pay taxes
- ❖ Parents with stable child care arrangements are more focused on the job and make better employees
- ❖ Receiving child care subsidy services offers children a chance to receive an early childhood education which leads to increased success in school and less costs to the community and state in terms of remedial services

<sup>1</sup> Based upon data from the 2000 Census and 2007 population projections.

<sup>2</sup> Includes SFY 2010-2011 non-Smart Start and Smart Start allocations and children served (during 10/10). For some counties, figures for funds available and children served include those for services provided through contracting Subsidy Administrator.

<sup>3</sup> Based on the average cost of care in Lincoln County and 5% increase in total funding (federal and state)

# Child Care Subsidy Services Makes a Difference for Children and Communities Macon County

## What Service is Needed:

### Child Care Subsidy Services

- ❖ Helps parents pay for child care so they can work or attend school
- ❖ Provides information to parents about how to choose a safe, quality child care arrangement
- ❖ Funded by a mixture of state (35%) and federal (65%)

### Facts About Macon County

- ❖ 1,368 children are eligible for child care subsidy services (Includes children under age 11 whose parents are working).<sup>1</sup>
- ❖ \$1,706,081 is currently available to serve eligible children.<sup>2</sup>
- ❖ Currently 330 children are receiving subsidized child care services. This represents 24.1% of all eligible children.<sup>2</sup>
- ❖ With a 5% increase in child care subsidy funding, an additional 17 children could be served each month in Macon County.<sup>3</sup>

### Key Facts about Subsidy Services in North Carolina:

- ❖ About 85,000 children per month receive subsidy services
- ❖ 82.5% of the children are receiving services because their parents are employed
- ❖ 84% of the families receiving subsidy services earn less than \$25,000 per year
- ❖ Parents pay a portion of the child care cost by paying 8%, 9%, 10% of their income as a parent fee

## The Benefits:

### For Families

- ❖ Helps parents to work and attend school
- ❖ Provides a safe setting for children
- ❖ Helps children to be better prepared for school
- ❖ Having a good early childhood education experience helps children to be successful in language, math and social skills in school

### For the Community

- ❖ Working families put a large amount of money back into the local economy and tax system through their employment, earnings and purchase of child care
- ❖ The cost of child care subsidy services is offset by the working families' ability to pay taxes
- ❖ Parents with stable child care arrangements are more focused on the job and make better employees
- ❖ Receiving child care subsidy services offers children a chance to receive an early childhood education which leads to increased success in school and less costs to the community and state in terms of remedial services

<sup>1</sup> Based upon data from the 2000 Census and 2007 population projections.

<sup>2</sup> Includes SFY 2010-2011 non-Smart Start and Smart Start allocations and children served (during 10/10). For some counties, figures for funds available and children served include those for services provided through contracting Subsidy Administrator.

<sup>3</sup> Based on the average cost of care in Macon County and 5% increase in total funding (federal and state)



# Child Care Subsidy Services Makes a Difference for Children and Communities Madison County

## What Service is Needed:

### Child Care Subsidy Services

- ❖ Helps parents pay for child care so they can work or attend school
- ❖ Provides information to parents about how to choose a safe, quality child care arrangement
- ❖ Funded by a mixture of state (35%) and federal (65%)

### Facts About Madison County

- ❖ 793 children are eligible for child care subsidy services (Includes children under age 11 whose parents are working).<sup>1</sup>
- ❖ \$608,449 is currently available to serve eligible children.<sup>2</sup>
- ❖ Currently 130 children are receiving subsidized child care services. This represents 16.4% of all eligible children.<sup>2</sup>
- ❖ With a 5% increase in child care subsidy funding, an additional 7 children could be served each month in Madison County.<sup>3</sup>

### Key Facts about Subsidy Services in North Carolina:

- ❖ About 85,000 children per month receive subsidy services
- ❖ 82.5% of the children are receiving services because their parents are employed
- ❖ 84% of the families receiving subsidy services earn less than \$25,000 per year
- ❖ Parents pay a portion of the child care cost by paying 8%, 9%, 10% of their income as a parent fee

## The Benefits:

### For Families

- ❖ Helps parents to work and attend school
- ❖ Provides a safe setting for children
- ❖ Helps children to be better prepared for school
- ❖ Having a good early childhood education experience helps children to be successful in language, math and social skills in school

### For the Community

- ❖ Working families put a large amount of money back into the local economy and tax system through their employment, earnings and purchase of child care
- ❖ The cost of child care subsidy services is offset by the working families' ability to pay taxes
- ❖ Parents with stable child care arrangements are more focused on the job and make better employees
- ❖ Receiving child care subsidy services offers children a chance to receive an early childhood education which leads to increased success in school and less costs to the community and state in terms of remedial services

<sup>1</sup> Based upon data from the 2000 Census and 2007 population projections.

<sup>2</sup> Includes SFY 2010-2011 non-Smart Start and Smart Start allocations and children served (during 10/10). For some counties, figures for funds available and children served include those for services provided through contracting Subsidy Administrator.

<sup>3</sup> Based on the average cost of care in Madison County and 5% increase in total funding (federal and state)

# Child Care Subsidy Services Makes a Difference for Children and Communities Martin County

## What Service is Needed:

### Child Care Subsidy Services

- ❖ Helps parents pay for child care so they can work or attend school
- ❖ Provides information to parents about how to choose a safe, quality child care arrangement
- ❖ Funded by a mixture of state (35%) and federal (65%)

### Facts About Martin County

- ❖ 1,397 children are eligible for child care subsidy services (Includes children under age 11 whose parents are working).<sup>1</sup>
- ❖ \$4,964,582 is currently available to serve eligible children.<sup>2</sup>
- ❖ Currently 275 children are receiving subsidized child care services. This represents 19.7% of all eligible children.<sup>2</sup>
- ❖ With a 5% increase in child care subsidy funding, an additional 14 children could be served each month in Martin County.<sup>3</sup>

### Key Facts about Subsidy Services in North Carolina:

- ❖ About 85,000 children per month receive subsidy services
- ❖ 82.5% of the children are receiving services because their parents are employed
- ❖ 84% of the families receiving subsidy services earn less than \$25,000 per year
- ❖ Parents pay a portion of the child care cost by paying 8%, 9%, 10% of their income as a parent fee

## The Benefits:

### For Families

- ❖ Helps parents to work and attend school
- ❖ Provides a safe setting for children
- ❖ Helps children to be better prepared for school
- ❖ Having a good early childhood education experience helps children to be successful in language, math and social skills in school

### For the Community

- ❖ Working families put a large amount of money back into the local economy and tax system through their employment, earnings and purchase of child care
- ❖ The cost of child care subsidy services is offset by the working families' ability to pay taxes
- ❖ Parents with stable child care arrangements are more focused on the job and make better employees
- ❖ Receiving child care subsidy services offers children a chance to receive an early childhood education which leads to increased success in school and less costs to the community and state in terms of remedial services

<sup>1</sup> Based upon data from the 2000 Census and 2007 population projections.

<sup>2</sup> Includes SFY 2010-2011 non-Smart Start and Smart Start allocations and children served (during 10/10). For some counties, figures for funds available and children served include those for services provided through contracting Subsidy Administrator.

<sup>3</sup> Based on the average cost of care in Martin County and 5% increase in total funding (federal and state)

# Child Care Subsidy Services Makes a Difference for Children and Communities

## McDowell County

### What Service is Needed:

#### Child Care Subsidy Services

- ❖ Helps parents pay for child care so they can work or attend school
- ❖ Provides information to parents about how to choose a safe, quality child care arrangement
- ❖ Funded by a mixture of state (35%) and federal (65%)

#### Facts About McDowell County

- ❖ 2,135 children are eligible for child care subsidy services (Includes children under age 11 whose parents are working).<sup>1</sup>
- ❖ \$1,736,354 is currently available to serve eligible children.<sup>2</sup>
- ❖ Currently 394 children are receiving subsidized child care services. This represents 18.5% of all eligible children.<sup>2</sup>
- ❖ With a 5% increase in child care subsidy funding, an additional 20 children could be served each month in McDowell County.<sup>3</sup>

#### Key Facts about Subsidy Services in North Carolina:

- ❖ About 85,000 children per month receive subsidy services
- ❖ 82.5% of the children are receiving services because their parents are employed
- ❖ 84% of the families receiving subsidy services earn less than \$25,000 per year
- ❖ Parents pay a portion of the child care cost by paying 8%, 9%, 10% of their income as a parent fee

### The Benefits:

#### For Families

- ❖ Helps parents to work and attend school
- ❖ Provides a safe setting for children
- ❖ Helps children to be better prepared for school
- ❖ Having a good early childhood education experience helps children to be successful in language, math and social skills in school

#### For the Community

- ❖ Working families put a large amount of money back into the local economy and tax system through their employment, earnings and purchase of child care
- ❖ The cost of child care subsidy services is offset by the working families' ability to pay taxes
- ❖ Parents with stable child care arrangements are more focused on the job and make better employees
- ❖ Receiving child care subsidy services offers children a chance to receive an early childhood education which leads to increased success in school and less costs to the community and state in terms of remedial services

<sup>1</sup> Based upon data from the 2000 Census and 2007 population projections.

<sup>2</sup> Includes SFY 2010-2011 non-Smart Start and Smart Start allocations and children served (during 10/10). For some counties, figures for funds available and children served include those for services provided through contracting Subsidy Administrator.

<sup>3</sup> Based on the average cost of care in McDowell County and 5% increase in total funding (federal and state)

# Child Care Subsidy Services Makes a Difference for Children and Communities Mecklenburg County

## What Service is Needed:

### Child Care Subsidy Services

- ❖ Helps parents pay for child care so they can work or attend school
- ❖ Provides information to parents about how to choose a safe, quality child care arrangement
- ❖ Funded by a mixture of state (35%) and federal (65%)

### Facts About Mecklenburg County

- ❖ 31,071 children are eligible for child care subsidy services (Includes children under age 11 whose parents are working).<sup>1</sup>
- ❖ \$46,607,645 is currently available to serve eligible children.<sup>2</sup>
- ❖ Currently 7,728 children are receiving subsidized child care services. This represents 24.9% of all eligible children.<sup>2</sup>
- ❖ With a 5% increase in child care subsidy funding, an additional 386 children could be served each month in Mecklenburg County.<sup>3</sup>

### Key Facts about Subsidy Services in North Carolina:

- ❖ About 85,000 children per month receive subsidy services
- ❖ 82.5% of the children are receiving services because their parents are employed
- ❖ 84% of the families receiving subsidy services earn less than \$25,000 per year
- ❖ Parents pay a portion of the child care cost by paying 8%, 9%, 10% of their income as a parent fee

## The Benefits:

### For Families

- ❖ Helps parents to work and attend school
- ❖ Provides a safe setting for children
- ❖ Helps children to be better prepared for school
- ❖ Having a good early childhood education experience helps children to be successful in language, math and social skills in school

### For the Community

- ❖ Working families put a large amount of money back into the local economy and tax system through their employment, earnings and purchase of child care
- ❖ The cost of child care subsidy services is offset by the working families' ability to pay taxes
- ❖ Parents with stable child care arrangements are more focused on the job and make better employees
- ❖ Receiving child care subsidy services offers children a chance to receive an early childhood education which leads to increased success in school and less costs to the community and state in terms of remedial services

<sup>1</sup> Based upon data from the 2000 Census and 2007 population projections.

<sup>2</sup> Includes SFY 2010-2011 non-Smart Start and Smart Start allocations and children served (during 10/10). For some counties, figures for funds available and children served include those for services provided through contracting Subsidy Administrator.

<sup>3</sup> Based on the average cost of care in Mecklenburg County and 5% increase in total funding (federal and state)

# Child Care Subsidy Services Makes a Difference for Children and Communities Mitchell County

## What Service is Needed:

### Child Care Subsidy Services

- ❖ Helps parents pay for child care so they can work or attend school
- ❖ Provides information to parents about how to choose a safe, quality child care arrangement
- ❖ Funded by a mixture of state (35%) and federal (65%)

### Facts About Mitchell County

- ❖ 661 children are eligible for child care subsidy services (Includes children under age 11 whose parents are working).<sup>1</sup>
- ❖ \$568,215 is currently available to serve eligible children.<sup>2</sup>
- ❖ Currently 112 children are receiving subsidized child care services. This represents 16.9% of all eligible children.<sup>2</sup>
- ❖ With a 5% increase in child care subsidy funding, an additional 6 children could be served each month in Mitchell County.<sup>3</sup>

### Key Facts about Subsidy Services in North Carolina:

- ❖ About 85,000 children per month receive subsidy services
- ❖ 82.5% of the children are receiving services because their parents are employed
- ❖ 84% of the families receiving subsidy services earn less than \$25,000 per year
- ❖ Parents pay a portion of the child care cost by paying 8%, 9%, 10% of their income as a parent fee

## The Benefits:

### For Families

- ❖ Helps parents to work and attend school
- ❖ Provides a safe setting for children
- ❖ Helps children to be better prepared for school
- ❖ Having a good early childhood education experience helps children to be successful in language, math and social skills in school

### For the Community

- ❖ Working families put a large amount of money back into the local economy and tax system through their employment, earnings and purchase of child care
- ❖ The cost of child care subsidy services is offset by the working families' ability to pay taxes
- ❖ Parents with stable child care arrangements are more focused on the job and make better employees
- ❖ Receiving child care subsidy services offers children a chance to receive an early childhood education which leads to increased success in school and less costs to the community and state in terms of remedial services

<sup>1</sup> Based upon data from the 2000 Census and 2007 population projections.

<sup>2</sup> Includes SFY 2010-2011 non-Smart Start and Smart Start allocations and children served (during 10/10). For some counties, figures for funds available and children served include those for services provided through contracting Subsidy Administrator.

<sup>3</sup> Based on the average cost of care in Mitchell County and 5% increase in total funding (federal and state)

# Child Care Subsidy Services Makes a Difference for Children and Communities Montgomery County

## What Service is Needed:

### Child Care Subsidy Services

- ❖ Helps parents pay for child care so they can work or attend school
- ❖ Provides information to parents about how to choose a safe, quality child care arrangement
- ❖ Funded by a mixture of state (35%) and federal (65%)

### Facts About Montgomery County

- ❖ 1,592 children are eligible for child care subsidy services (Includes children under age 11 whose parents are working).<sup>1</sup>
- ❖ \$880,268 is currently available to serve eligible children.<sup>2</sup>
- ❖ Currently 225 children are receiving subsidized child care services. This represents 14.1% of all eligible children.<sup>2</sup>
- ❖ With a 5% increase in child care subsidy funding, an additional 11 children could be served each month in Montgomery County.<sup>3</sup>

### Key Facts about Subsidy Services in North Carolina:

- ❖ About 85,000 children per month receive subsidy services
- ❖ 82.5% of the children are receiving services because their parents are employed
- ❖ 84% of the families receiving subsidy services earn less than \$25,000 per year
- ❖ Parents pay a portion of the child care cost by paying 8%, 9%, 10% of their income as a parent fee

## The Benefits:

### For Families

- ❖ Helps parents to work and attend school
- ❖ Provides a safe setting for children
- ❖ Helps children to be better prepared for school
- ❖ Having a good early childhood education experience helps children to be successful in language, math and social skills in school

### For the Community

- ❖ Working families put a large amount of money back into the local economy and tax system through their employment, earnings and purchase of child care
- ❖ The cost of child care subsidy services is offset by the working families' ability to pay taxes
- ❖ Parents with stable child care arrangements are more focused on the job and make better employees
- ❖ Receiving child care subsidy services offers children a chance to receive an early childhood education which leads to increased success in school and less costs to the community and state in terms of remedial services

<sup>1</sup> Based upon data from the 2000 Census and 2007 population projections.

<sup>2</sup> Includes SFY 2010-2011 non-Smart Start and Smart Start allocations and children served (during 10/10). For some counties, figures for funds available and children served include those for services provided through contracting Subsidy Administrator.

<sup>3</sup> Based on the average cost of care in Montgomery County and 5% increase in total funding (federal and state)

# Child Care Subsidy Services Makes a Difference for Children and Communities

## Moore County

### What Service is Needed:

#### Child Care Subsidy Services

- ❖ Helps parents pay for child care so they can work or attend school
- ❖ Provides information to parents about how to choose a safe, quality child care arrangement
- ❖ Funded by a mixture of state (35%) and federal (65%)

#### Facts About Moore County

- ❖ 3,140 children are eligible for child care subsidy services (Includes children under age 11 whose parents are working).<sup>1</sup>
- ❖ \$2,787,249 is currently available to serve eligible children.<sup>2</sup>
- ❖ Currently 779 children are receiving subsidized child care services. This represents 24.8% of all eligible children.<sup>2</sup>
- ❖ With a 5% increase in child care subsidy funding, an additional 39 children could be served each month in Moore County.<sup>3</sup>

#### Key Facts about Subsidy Services in North Carolina:

- ❖ About 85,000 children per month receive subsidy services
- ❖ 82.5% of the children are receiving services because their parents are employed
- ❖ 84% of the families receiving subsidy services earn less than \$25,000 per year
- ❖ Parents pay a portion of the child care cost by paying 8%, 9%, 10% of their income as a parent fee

### The Benefits:

#### For Families

- ❖ Helps parents to work and attend school
- ❖ Provides a safe setting for children
- ❖ Helps children to be better prepared for school
- ❖ Having a good early childhood education experience helps children to be successful in language, math and social skills in school

#### For the Community

- ❖ Working families put a large amount of money back into the local economy and tax system through their employment, earnings and purchase of child care
- ❖ The cost of child care subsidy services is offset by the working families' ability to pay taxes
- ❖ Parents with stable child care arrangements are more focused on the job and make better employees
- ❖ Receiving child care subsidy services offers children a chance to receive an early childhood education which leads to increased success in school and less costs to the community and state in terms of remedial services

<sup>1</sup> Based upon data from the 2000 Census and 2007 population projections.

<sup>2</sup> Includes SFY 2010-2011 non-Smart Start and Smart Start allocations and children served (during 10/10). For some counties, figures for funds available and children served include those for services provided through contracting Subsidy Administrator.

<sup>3</sup> Based on the average cost of care in Moore County and 5% increase in total funding (federal and state)

# Child Care Subsidy Services Makes a Difference for Children and Communities

## Nash County

### What Service is Needed:

#### Child Care Subsidy Services

- ❖ Helps parents pay for child care so they can work or attend school
- ❖ Provides information to parents about how to choose a safe, quality child care arrangement
- ❖ Funded by a mixture of state (35%) and federal (65%)

#### Facts About Nash County

- ❖ 3,697 children are eligible for child care subsidy services (Includes children under age 11 whose parents are working).<sup>1</sup>
- ❖ \$2,964,695 is currently available to serve eligible children.<sup>2</sup>
- ❖ Currently 618 children are receiving subsidized child care services. This represents 16.7% of all eligible children.<sup>2</sup>
- ❖ With a 5% increase in child care subsidy funding, an additional 31 children could be served each month in Nash County.<sup>3</sup>

#### Key Facts about Subsidy Services in North Carolina:

- ❖ About 85,000 children per month receive subsidy services
- ❖ 82.5% of the children are receiving services because their parents are employed
- ❖ 84% of the families receiving subsidy services earn less than \$25,000 per year
- ❖ Parents pay a portion of the child care cost by paying 8%, 9%, 10% of their income as a parent fee

### The Benefits:

#### For Families

- ❖ Helps parents to work and attend school
- ❖ Provides a safe setting for children
- ❖ Helps children to be better prepared for school
- ❖ Having a good early childhood education experience helps children to be successful in language, math and social skills in school

#### For the Community

- ❖ Working families put a large amount of money back into the local economy and tax system through their employment, earnings and purchase of child care
- ❖ The cost of child care subsidy services is offset by the working families' ability to pay taxes
- ❖ Parents with stable child care arrangements are more focused on the job and make better employees
- ❖ Receiving child care subsidy services offers children a chance to receive an early childhood education which leads to increased success in school and less costs to the community and state in terms of remedial services

<sup>1</sup> Based upon data from the 2000 Census and 2007 population projections.

<sup>2</sup> Includes SFY 2010-2011 non-Smart Start and Smart Start allocations and children served (during 10/10). For some counties, figures for funds available and children served include those for services provided through contracting Subsidy Administrator.

<sup>3</sup> Based on the average cost of care in Nash County and 5% increase in total funding (federal and state)



# Child Care Subsidy Services Makes a Difference for Children and Communities

## New Hanover County

### What Service is Needed:

#### Child Care Subsidy Services

- ❖ Helps parents pay for child care so they can work or attend school
- ❖ Provides information to parents about how to choose a safe, quality child care arrangement
- ❖ Funded by a mixture of state (35%) and federal (65%)

#### Facts About New Hanover County

- ❖ 6,808 children are eligible for child care subsidy services (Includes children under age 11 whose parents are working).<sup>1</sup>
- ❖ \$7,845,071 is currently available to serve eligible children.<sup>2</sup>
- ❖ Currently 1,475 children are receiving subsidized child care services. This represents 21.7% of all eligible children.<sup>2</sup>
- ❖ With a 5% increase in child care subsidy funding, an additional 74 children could be served each month in New Hanover County.<sup>3</sup>

#### Key Facts about Subsidy Services in North Carolina:

- ❖ About 85,000 children per month receive subsidy services
- ❖ 82.5% of the children are receiving services because their parents are employed
- ❖ 84% of the families receiving subsidy services earn less than \$25,000 per year
- ❖ Parents pay a portion of the child care cost by paying 8%, 9%, 10% of their income as a parent fee

### The Benefits:

#### For Families

- ❖ Helps parents to work and attend school
- ❖ Provides a safe setting for children
- ❖ Helps children to be better prepared for school
- ❖ Having a good early childhood education experience helps children to be successful in language, math and social skills in school

#### For the Community

- ❖ Working families put a large amount of money back into the local economy and tax system through their employment, earnings and purchase of child care
- ❖ The cost of child care subsidy services is offset by the working families' ability to pay taxes
- ❖ Parents with stable child care arrangements are more focused on the job and make better employees
- ❖ Receiving child care subsidy services offers children a chance to receive an early childhood education which leads to increased success in school and less costs to the community and state in terms of remedial services

<sup>1</sup> Based upon data from the 2000 Census and 2007 population projections.

<sup>2</sup> Includes SFY 2010-2011 non-Smart Start and Smart Start allocations and children served (during 10/10). For some counties, figures for funds available and children served include those for services provided through contracting Subsidy Administrator.

<sup>3</sup> Based on the average cost of care in New Hanover County and 5% increase in total funding (federal and state)

# Child Care Subsidy Services Makes a Difference for Children and Communities Northampton County

## What Service is Needed:

### Child Care Subsidy Services

- ❖ Helps parents pay for child care so they can work or attend school
- ❖ Provides information to parents about how to choose a safe, quality child care arrangement
- ❖ Funded by a mixture of state (35%) and federal (65%)

### Facts About Northampton County

- ❖ 979 children are eligible for child care subsidy services (Includes children under age 11 whose parents are working).<sup>1</sup>
- ❖ \$1,018,135 is currently available to serve eligible children.<sup>2</sup>
- ❖ Currently 188 children are receiving subsidized child care services. This represents 19.2% of all eligible children.<sup>2</sup>
- ❖ With a 5% increase in child care subsidy funding, an additional 9 children could be served each month in Northampton County.<sup>3</sup>

### Key Facts about Subsidy Services in North Carolina:

- ❖ About 85,000 children per month receive subsidy services
- ❖ 82.5% of the children are receiving services because their parents are employed
- ❖ 84% of the families receiving subsidy services earn less than \$25,000 per year
- ❖ Parents pay a portion of the child care cost by paying 8%, 9%, 10% of their income as a parent fee

## The Benefits:

### For Families

- ❖ Helps parents to work and attend school
- ❖ Provides a safe setting for children
- ❖ Helps children to be better prepared for school
- ❖ Having a good early childhood education experience helps children to be successful in language, math and social skills in school

### For the Community

- ❖ Working families put a large amount of money back into the local economy and tax system through their employment, earnings and purchase of child care
- ❖ The cost of child care subsidy services is offset by the working families' ability to pay taxes
- ❖ Parents with stable child care arrangements are more focused on the job and make better employees
- ❖ Receiving child care subsidy services offers children a chance to receive an early childhood education which leads to increased success in school and less costs to the community and state in terms of remedial services

<sup>1</sup> Based upon data from the 2000 Census and 2007 population projections.

<sup>2</sup> Includes SFY 2010-2011 non-Smart Start and Smart Start allocations and children served (during 10/10). For some counties, figures for funds available and children served include those for services provided through contracting Subsidy Administrator.

<sup>3</sup> Based on the average cost of care in Northampton County and 5% increase in total funding (federal and state)

# Child Care Subsidy Services Makes a Difference for Children and Communities Onslow County

## What Service is Needed:

### Child Care Subsidy Services

- ❖ Helps parents pay for child care so they can work or attend school
- ❖ Provides information to parents about how to choose a safe, quality child care arrangement
- ❖ Funded by a mixture of state (35%) and federal (65%)

### Facts About Onslow County

- ❖ 12,325 children are eligible for child care subsidy services (Includes children under age 11 whose parents are working).<sup>1</sup>
- ❖ \$8,228,604 is currently available to serve eligible children.<sup>2</sup>
- ❖ Currently 1,672 children are receiving subsidized child care services. This represents 13.6% of all eligible children.<sup>2</sup>
- ❖ With a 5% increase in child care subsidy funding, an additional 84 children could be served each month in Onslow County.<sup>3</sup>



### Key Facts about Subsidy Services in North Carolina:

- About 85,000 children per month receive subsidy services
- 82.5% of the children are receiving services because their parents are employed
- 84% of the families receiving subsidy services earn less than \$25,000 per year
- Parents pay a portion of the child care cost by paying 8%, 9%, 10% of their income as a parent fee

## The Benefits:

### For Families

- ❖ Helps parents to work and attend school
- ❖ Provides a safe setting for children
- ❖ Helps children to be better prepared for school
- ❖ Having a good early childhood education experience helps children to be successful in language, math and social skills in school

### For the Community

- ❖ Working families put a large amount of money back into the local economy and tax system through their employment, earnings and purchase of child care
- ❖ The cost of child care subsidy services is offset by the working families' ability to pay taxes
- ❖ Parents with stable child care arrangements are more focused on the job and make better employees
- ❖ Receiving child care subsidy services offers children a chance to receive an early childhood education which leads to increased success in school and less costs to the community and state in terms of remedial services

<sup>1</sup> Based upon data from the 2000 Census and 2007 population projections.

<sup>2</sup> Includes SFY 2010-2011 non-Smart Start and Smart Start allocations and children served (during 10/10). For some counties, figures for funds available and children served include those for services provided through contracting Subsidy Administrator.

<sup>3</sup> Based on the average cost of care in Onslow County and 5% increase in total funding (federal and state)

# Child Care Subsidy Services Makes a Difference for Children and Communities Orange County

## What Service is Needed:

### Child Care Subsidy Services

- ❖ Helps parents pay for child care so they can work or attend school
- ❖ Provides information to parents about how to choose a safe, quality child care arrangement
- ❖ Funded by a mixture of state (35%) and federal (65%)

### Facts About Orange County

- ❖ 3,126 children are eligible for child care subsidy services (Includes children under age 11 whose parents are working).<sup>1</sup>
- ❖ \$4,132,871 is currently available to serve eligible children.<sup>2</sup>
- ❖ Currently 705 children are receiving subsidized child care services. This represents 22.6% of all eligible children.<sup>2</sup>
- ❖ With a 5% increase in child care subsidy funding, an additional 35 children could be served each month in Orange County.<sup>3</sup>

### Key Facts about Subsidy Services in North Carolina:

- ❖ About 85,000 children per month receive subsidy services
- ❖ 82.5% of the children are receiving services because their parents are employed
- ❖ 84% of the families receiving subsidy services earn less than \$25,000 per year
- ❖ Parents pay a portion of the child care cost by paying 8%, 9%, 10% of their income as a parent fee

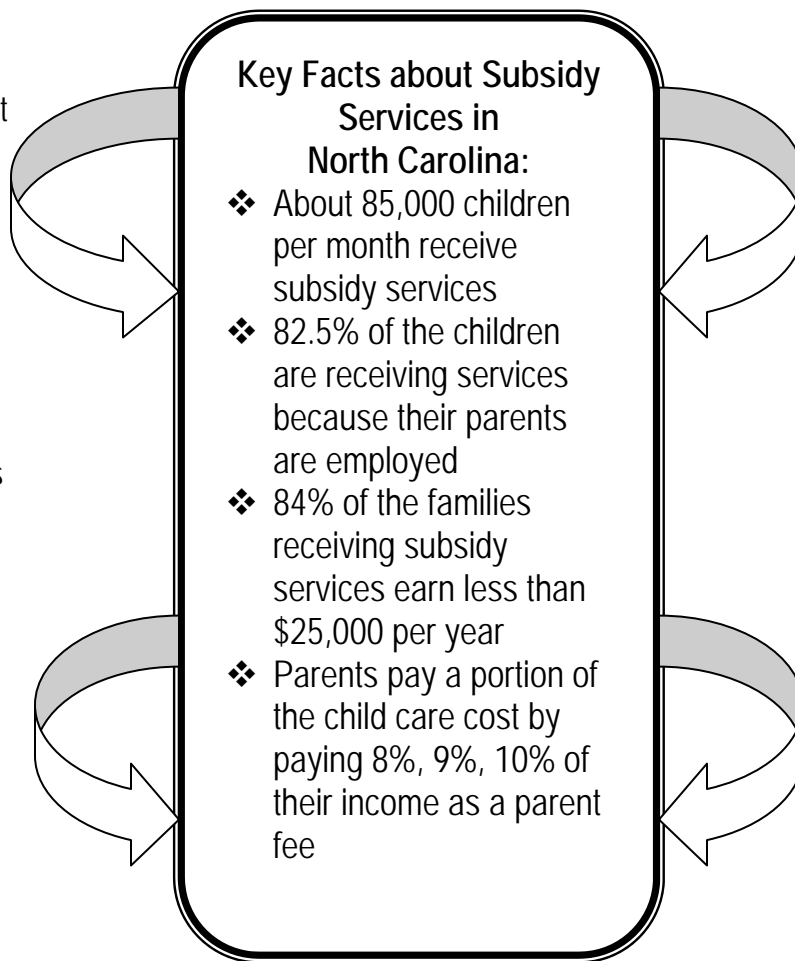
## The Benefits:

### For Families

- ❖ Helps parents to work and attend school
- ❖ Provides a safe setting for children
- ❖ Helps children to be better prepared for school
- ❖ Having a good early childhood education experience helps children to be successful in language, math and social skills in school

### For the Community

- ❖ Working families put a large amount of money back into the local economy and tax system through their employment, earnings and purchase of child care
- ❖ The cost of child care subsidy services is offset by the working families' ability to pay taxes
- ❖ Parents with stable child care arrangements are more focused on the job and make better employees
- ❖ Receiving child care subsidy services offers children a chance to receive an early childhood education which leads to increased success in school and less costs to the community and state in terms of remedial services



<sup>1</sup> Based upon data from the 2000 Census and 2007 population projections.

<sup>2</sup> Includes SFY 2010-2011 non-Smart Start and Smart Start allocations and children served (during 10/10). For some counties, figures for funds available and children served include those for services provided through contracting Subsidy Administrator.

<sup>3</sup> Based on the average cost of care in Orange County and 5% increase in total funding (federal and state)

# Child Care Subsidy Services Makes a Difference for Children and Communities Pamlico County

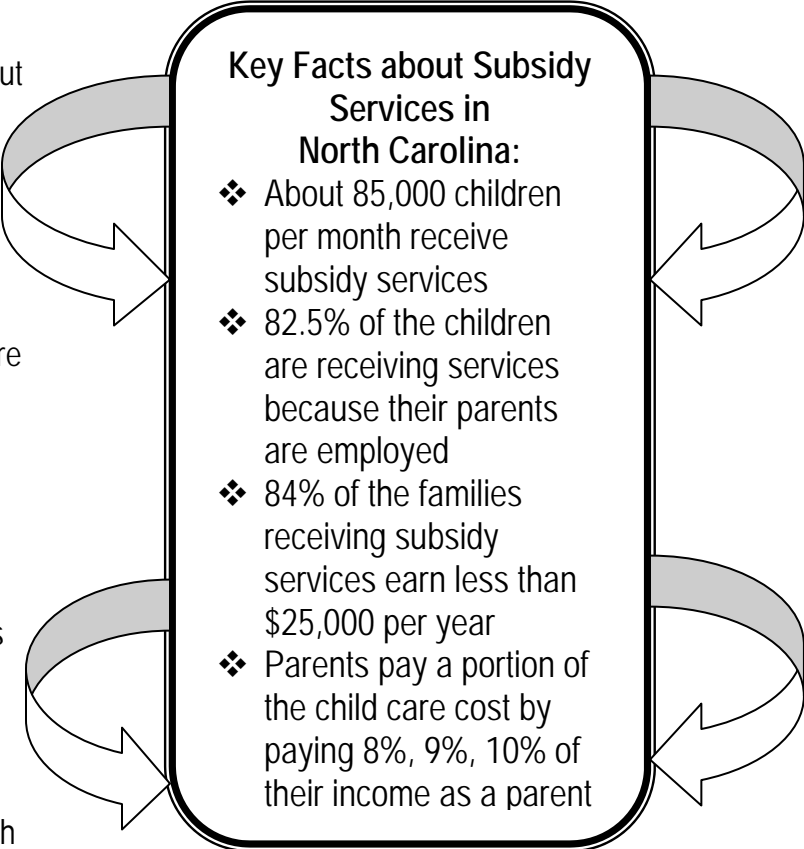
## What Service is Needed:

### Child Care Subsidy Services

- ❖ Helps parents pay for child care so they can work or attend school
- ❖ Provides information to parents about how to choose a safe, quality child care arrangement
- ❖ Funded by a mixture of state (35%) and federal (65%)

### Facts About Pamlico County

- ❖ 412 children are eligible for child care subsidy services (Includes children under age 11 whose parents are working).<sup>1</sup>
- ❖ \$539,221 is currently available to serve eligible children.<sup>2</sup>
- ❖ Currently 138 children are receiving subsidized child care services. This represents 33.5% of all eligible children.<sup>2</sup>
- ❖ With a 5% increase in child care subsidy funding, an additional 7 children could be served each month in Pamlico County.<sup>3</sup>



### Key Facts about Subsidy Services in North Carolina:

- ❖ About 85,000 children per month receive subsidy services
- ❖ 82.5% of the children are receiving services because their parents are employed
- ❖ 84% of the families receiving subsidy services earn less than \$25,000 per year
- ❖ Parents pay a portion of the child care cost by paying 8%, 9%, 10% of their income as a parent

## The Benefits:

### For Families

- ❖ Helps parents to work and attend school
- ❖ Provides a safe setting for children
- ❖ Helps children to be better prepared for school
- ❖ Having a good early childhood education experience helps children to be successful in language, math and social skills in school

### For the Community

- ❖ Working families put a large amount of money back into the local economy and tax system through their employment, earnings and purchase of child care
- ❖ The cost of child care subsidy services is offset by the working families' ability to pay taxes
- ❖ Parents with stable child care arrangements are more focused on the job and make better employees
- ❖ Receiving child care subsidy services offers children a chance to receive an early childhood education which leads to increased success in school and less costs to the community and state in terms of remedial services

<sup>1</sup> Based upon data from the 2000 Census and 2007 population projections.

<sup>2</sup> Includes SFY 2010-2011 non-Smart Start and Smart Start allocations and children served (during 10/10). For some counties, figures for funds available and children served include those for services provided through contracting Subsidy Administrator.

<sup>3</sup> Based on the average cost of care in Pamlico County and 5% increase in total funding (federal and state)

# Child Care Subsidy Services Makes a Difference for Children and Communities Pasquotank County

## What Service is Needed:

### Child Care Subsidy Services

- ❖ Helps parents pay for child care so they can work or attend school
- ❖ Provides information to parents about how to choose a safe, quality child care arrangement
- ❖ Funded by a mixture of state (35%) and federal (65%)

### Facts About Pasquotank County

- ❖ 2,570 children are eligible for child care subsidy services (Includes children under age 11 whose parents are working).<sup>1</sup>
- ❖ \$1,811,889 is currently available to serve eligible children.<sup>2</sup>
- ❖ Currently 476 children are receiving subsidized child care services. This represents 18.5% of all eligible children.<sup>2</sup>
- ❖ With a 5% increase in child care subsidy funding, an additional 24 children could be served each month in Pasquotank County.<sup>3</sup>

### Key Facts about Subsidy Services in North Carolina:

- ❖ About 85,000 children per month receive subsidy services
- ❖ 82.5% of the children are receiving services because their parents are employed
- ❖ 84% of the families receiving subsidy services earn less than \$25,000 per year
- ❖ Parents pay a portion of the child care cost by paying 8%, 9%, 10% of their income as a parent fee

## The Benefits:

### For Families

- ❖ Helps parents to work and attend school
- ❖ Provides a safe setting for children
- ❖ Helps children to be better prepared for school
- ❖ Having a good early childhood education experience helps children to be successful in language, math and social skills in school

### For the Community

- ❖ Working families put a large amount of money back into the local economy and tax system through their employment, earnings and purchase of child care
- ❖ The cost of child care subsidy services is offset by the working families' ability to pay taxes
- ❖ Parents with stable child care arrangements are more focused on the job and make better employees
- ❖ Receiving child care subsidy services offers children a chance to receive an early childhood education which leads to increased success in school and less costs to the community and state in terms of remedial services

<sup>1</sup> Based upon data from the 2000 Census and 2007 population projections.

<sup>2</sup> Includes SFY 2010-2011 non-Smart Start and Smart Start allocations and children served (during 10/10). For some counties, figures for funds available and children served include those for services provided through contracting Subsidy Administrator.

<sup>3</sup> Based on the average cost of care in Pasquotank County and 5% increase in total funding (federal and state)

# Child Care Subsidy Services Makes a Difference for Children and Communities

## Pender County

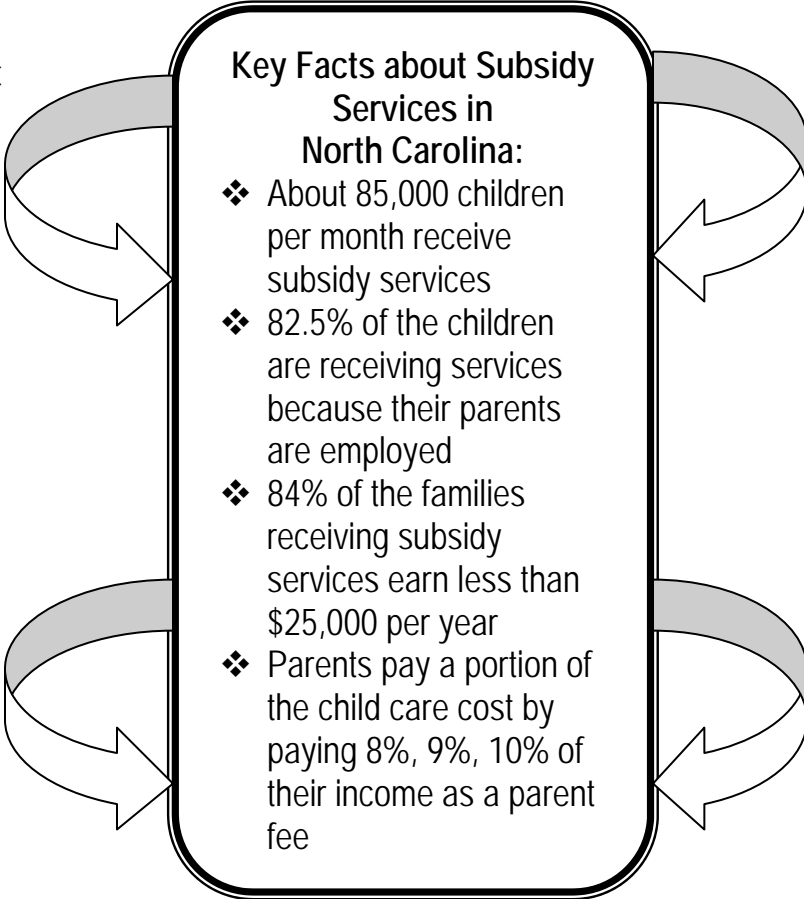
### What Service is Needed:

#### Child Care Subsidy Services

- ❖ Helps parents pay for child care so they can work or attend school
- ❖ Provides information to parents about how to choose a safe, quality child care arrangement
- ❖ Funded by a mixture of state (35%) and federal (65%)

#### Facts About Pender County

- ❖ 1,945 children are eligible for child care subsidy services (Includes children under age 11 whose parents are working).<sup>1</sup>
- ❖ \$1,950,311 is currently available to serve eligible children.<sup>2</sup>
- ❖ Currently 462 children are receiving subsidized child care services. This represents 23.7% of all eligible children.<sup>2</sup>
- ❖ With a 5% increase in child care subsidy funding, an additional 23 children could be served each month in Pender County.<sup>3</sup>



#### Key Facts about Subsidy Services in North Carolina:

- ❖ About 85,000 children per month receive subsidy services
- ❖ 82.5% of the children are receiving services because their parents are employed
- ❖ 84% of the families receiving subsidy services earn less than \$25,000 per year
- ❖ Parents pay a portion of the child care cost by paying 8%, 9%, 10% of their income as a parent fee

### The Benefits:

#### For Families

- ❖ Helps parents to work and attend school
- ❖ Provides a safe setting for children
- ❖ Helps children to be better prepared for school
- ❖ Having a good early childhood education experience helps children to be successful in language, math and social skills in school

#### For the Community

- ❖ Working families put a large amount of money back into the local economy and tax system through their employment, earnings and purchase of child care
- ❖ The cost of child care subsidy services is offset by the working families' ability to pay taxes
- ❖ Parents with stable child care arrangements are more focused on the job and make better employees
- ❖ Receiving child care subsidy services offers children a chance to receive an early childhood education which leads to increased success in school and less costs to the community and state in terms of remedial services

<sup>1</sup> Based upon data from the 2000 Census and 2007 population projections.

<sup>2</sup> Includes SFY 2010-2011 non-Smart Start and Smart Start allocations and children served (during 10/10). For some counties, figures for funds available and children served include those for services provided through contracting Subsidy Administrator.

<sup>3</sup> Based on the average cost of care in Pender County and 5% increase in total funding (federal and state)

# Child Care Subsidy Services Makes a Difference for Children and Communities Perquimans County

## What Service is Needed:

### Child Care Subsidy Services

- ❖ Helps parents pay for child care so they can work or attend school
- ❖ Provides information to parents about how to choose a safe, quality child care arrangement
- ❖ Funded by a mixture of state (35%) and federal (65%)

### Facts About Perquimans County

- ❖ 531 children are eligible for child care subsidy services (Includes children under age 11 whose parents are working).<sup>1</sup>
- ❖ \$440,932 is currently available to serve eligible children.<sup>2</sup>
- ❖ Currently 115 children are receiving subsidized child care services. This represents 21.7% of all eligible children.<sup>2</sup>
- ❖ With a 5% increase in child care subsidy funding, an additional 6 children could be served each month in Perquimans County.<sup>3</sup>

### Key Facts about Subsidy Services in North Carolina:

- ❖ About 85,000 children per month receive subsidy services
- ❖ 82.5% of the children are receiving services because their parents are employed
- ❖ 84% of the families receiving subsidy services earn less than \$25,000 per year
- ❖ Parents pay a portion of the child care cost by paying 8%, 9%, 10% of their income as a parent fee

## The Benefits:

### For Families

- ❖ Helps parents to work and attend school
- ❖ Provides a safe setting for children
- ❖ Helps children to be better prepared for school
- ❖ Having a good early childhood education experience helps children to be successful in language, math and social skills in school

### For the Community

- ❖ Working families put a large amount of money back into the local economy and tax system through their employment, earnings and purchase of child care
- ❖ The cost of child care subsidy services is offset by the working families' ability to pay taxes
- ❖ Parents with stable child care arrangements are more focused on the job and make better employees
- ❖ Receiving child care subsidy services offers children a chance to receive an early childhood education which leads to increased success in school and less costs to the community and state in terms of remedial services

<sup>1</sup> Based upon data from the 2000 Census and 2007 population projections.

<sup>2</sup> Includes SFY 2010-2011 non-Smart Start and Smart Start allocations and children served (during 10/10). For some counties, figures for funds available and children served include those for services provided through contracting Subsidy Administrator.

<sup>3</sup> Based on the average cost of care in Perquimans County and 5% increase in total funding (federal and state)



# Child Care Subsidy Services Makes a Difference for Children and Communities Person County

## What Service is Needed:

### Child Care Subsidy Services

- ❖ Helps parents pay for child care so they can work or attend school
- ❖ Provides information to parents about how to choose a safe, quality child care arrangement
- ❖ Funded by a mixture of state (35%) and federal (65%)

### Facts About Person County

- ❖ 1,559 children are eligible for child care subsidy services (Includes children under age 11 whose parents are working).<sup>1</sup>
- ❖ \$1,513,675 is currently available to serve eligible children.<sup>2</sup>
- ❖ Currently 279 children are receiving subsidized child care services. This represents 17.9% of all eligible children.<sup>2</sup>
- ❖ With a 5% increase in child care subsidy funding, an additional 14 children could be served each month in Person County.<sup>3</sup>

### Key Facts about Subsidy Services in North Carolina:

- ❖ About 85,000 children per month receive subsidy services
- ❖ 82.5% of the children are receiving services because their parents are employed
- ❖ 84% of the families receiving subsidy services earn less than \$25,000 per year
- ❖ Parents pay a portion of the child care cost by paying 8%, 9%, 10% of their income as a parent fee

## The Benefits:

### For Families

- ❖ Helps parents to work and attend school
- ❖ Provides a safe setting for children
- ❖ Helps children to be better prepared for school
- ❖ Having a good early childhood education experience helps children to be successful in language, math and social skills in school

### For the Community

- ❖ Working families put a large amount of money back into the local economy and tax system through their employment, earnings and purchase of child care
- ❖ The cost of child care subsidy services is offset by the working families' ability to pay taxes
- ❖ Parents with stable child care arrangements are more focused on the job and make better employees
- ❖ Receiving child care subsidy services offers children a chance to receive an early childhood education which leads to increased success in school and less costs to the community and state in terms of remedial services

<sup>1</sup> Based upon data from the 2000 Census and 2007 population projections.

<sup>2</sup> Includes SFY 2010-2011 non-Smart Start and Smart Start allocations and children served (during 10/10). For some counties, figures for funds available and children served include those for services provided through contracting Subsidy Administrator.

<sup>3</sup> Based on the average cost of care in Person County and 5% increase in total funding (federal and state)

# Child Care Subsidy Services Makes a Difference for Children and Communities Pitt County

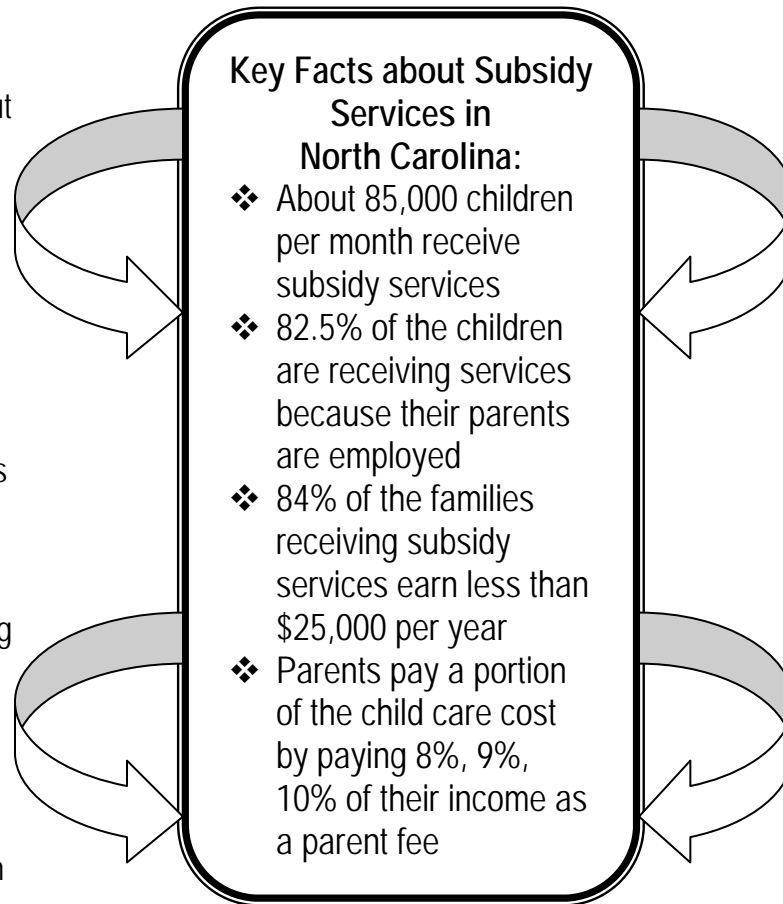
## What Service is Needed:

### Child Care Subsidy Services

- ❖ Helps parents pay for child care so they can work or attend school
- ❖ Provides information to parents about how to choose a safe, quality child care arrangement
- ❖ Funded by a mixture of state (35%) and federal (65%)

### Facts About Pitt County

- ❖ 7,966 children are eligible for child care subsidy services (Includes children under age 11 whose parents are working).<sup>1</sup>
- ❖ \$8,416,569 is currently available to serve eligible children.<sup>2</sup>
- ❖ Currently 1,539 children are receiving subsidized child care services. This represents 19.3% of all eligible children.<sup>2</sup>
- ❖ With a 5% increase in child care subsidy funding, an additional 77 children could be served each month in Pitt County.<sup>3</sup>



## The Benefits:

### For Families

- ❖ Helps parents to work and attend school
- ❖ Provides a safe setting for children
- ❖ Helps children to be better prepared for school
- ❖ Having a good early childhood education experience helps children to be successful in language, math and social skills in school

### For the Community

- ❖ Working families put a large amount of money back into the local economy and tax system through their employment, earnings and purchase of child care
- ❖ The cost of child care subsidy services is offset by the working families' ability to pay taxes
- ❖ Parents with stable child care arrangements are more focused on the job and make better employees
- ❖ Receiving child care subsidy services offers children a chance to receive an early childhood education which leads to increased success in school and less costs to the community and state in terms of remedial services

<sup>1</sup> Based upon data from the 2000 Census and 2007 population projections.

<sup>2</sup> Includes SFY 2010-2011 non-Smart Start and Smart Start allocations and children served (during 10/10). For some counties, figures for funds available and children served include those for services provided through contracting Subsidy Administrator.

<sup>3</sup> Based on the average cost of care in Pitt County and 5% increase in total funding (federal and state)

# Child Care Subsidy Services Makes a Difference for Children and Communities

## Polk County

### What Service is Needed:

#### Child Care Subsidy Services

- ❖ Helps parents pay for child care so they can work or attend school
- ❖ Provides information to parents about how to choose a safe, quality child care arrangement
- ❖ Funded by a mixture of state (35%) and federal (65%)

#### Facts About Polk County

- ❖ 446 children are eligible for child care subsidy services (Includes children under age 11 whose parents are working).<sup>1</sup>
- ❖ \$664,732 is currently available to serve eligible children.<sup>2</sup>
- ❖ Currently 130 children are receiving subsidized child care services. This represents 29.2% of all eligible children.<sup>2</sup>
- ❖ With a 5% increase in child care subsidy funding, an additional 7 children could be served each month in Polk County.<sup>3</sup>

#### Key Facts about Subsidy Services in North Carolina:

- ❖ About 85,000 children per month receive subsidy services
- ❖ 82.5% of the children are receiving services because their parents are employed
- ❖ 84% the families receiving subsidy services earn less than \$25,000 per year
- ❖ Parents pay a portion of the child care cost by paying 8%, 9%, 10% of their income as a parent fee

### The Benefits:

#### For Families

- ❖ Helps parents to work and attend school
- ❖ Provides a safe setting for children
- ❖ Helps children to be better prepared for school
- ❖ Having a good early childhood education experience helps children to be successful in language, math and social skills in school

#### For the Community

- ❖ Working families put a large amount of money back into the local economy and tax system through their employment, earnings and purchase of child care
- ❖ The cost of child care subsidy services is offset by the working families' ability to pay taxes
- ❖ Parents with stable child care arrangements are more focused on the job and make better employees
- ❖ Receiving child care subsidy services offers children a chance to receive an early childhood education which leads to increased success in school and less costs to the community and state in terms of remedial services

<sup>1</sup> Based upon data from the 2000 Census and 2007 population projections.

<sup>2</sup> Includes SFY 2010-2011 non-Smart Start and Smart Start allocations and children served (during 10/10). For some counties, figures for funds available and children served include those for services provided through contracting Subsidy Administrator.

<sup>3</sup> Based on the average cost of care in Polk County and 5% increase in total funding (federal and state)

# Child Care Subsidy Services Makes a Difference for Children and Communities Randolph County

## What Service is Needed:

### Child Care Subsidy Services

- ❖ Helps parents pay for child care so they can work or attend school
- ❖ Provides information to parents about how to choose a safe, quality child care arrangement
- ❖ Funded by a mixture of state (35%) and federal (65%)

### Facts About Randolph County

- ❖ 6,247 children are eligible for child care subsidy services (Includes children under age 11 whose parents are working).<sup>1</sup>
- ❖ \$6,042,652 is currently available to serve eligible children.<sup>2</sup>
- ❖ Currently 1,375 children are receiving subsidized child care services. This represents 22.0% of all eligible children.<sup>2</sup>
- ❖ With a 5% increase in child care subsidy funding, an additional 69 children could be served each month in Randolph County.<sup>3</sup>

### Key Facts about Subsidy Services in North Carolina:

- About 85,000 children per month receive subsidy services
- 82.5% of the children are receiving services because their parents are employed
- 84% of the families receiving subsidy services earn less than \$25,000 per year
- Parents pay a portion of the child care cost by paying 8%, 9%, 10% of their income as a parent fee

## The Benefits:

### For Families

- ❖ Helps parents to work and attend school
- ❖ Provides a safe setting for children
- ❖ Helps children to be better prepared for school
- ❖ Having a good early childhood education experience helps children to be successful in language, math and social skills in school

### For the Community

- ❖ Working families put a large amount of money back into the local economy and tax system through their employment, earnings and purchase of child care
- ❖ The cost of child care subsidy services is offset by the working families' ability to pay taxes
- ❖ Parents with stable child care arrangements are more focused on the job and make better employees
- ❖ Receiving child care subsidy services offers children a chance to receive an early childhood education which leads to increased success in school and less costs to the community and state in terms of remedial services

<sup>1</sup> Based upon data from the 2000 Census and 2007 population projections.

<sup>2</sup> Includes SFY 2010-2011 non-Smart Start and Smart Start allocations and children served (during 10/10). For some counties, figures for funds available and children served include those for services provided through contracting Subsidy Administrator.

<sup>3</sup> Based on the average cost of care in Randolph County and 5% increase in total funding (federal and state)

# Child Care Subsidy Services Makes a Difference for Children and Communities Richmond County

## What Service is Needed:

### Child Care Subsidy Services

- ❖ Helps parents pay for child care so they can work or attend school
- ❖ Provides information to parents about how to choose a safe, quality child care arrangement
- ❖ Funded by a mixture of state (35%) and federal (65%)

### Facts About Richmond County

- ❖ 2,770 children are eligible for child care subsidy services (Includes children under age 11 whose parents are working).<sup>1</sup>
- ❖ \$2,256,142 is currently available to serve eligible children.<sup>2</sup>
- ❖ Currently 572 children are receiving subsidized child care services. This represents 20.7% of all eligible children.<sup>2</sup>
- ❖ With a 5% increase in child care subsidy funding, an additional 29 children could be served each month in Richmond County.<sup>3</sup>

### Key Facts about Subsidy Services in North Carolina:

- ❖ About 85,000 children per month receive subsidy services
- ❖ 82.5% of the children are receiving services because their parents are employed
- ❖ 84% of the families receiving subsidy services earn less than \$25,000 per year
- ❖ Parents pay a portion of the child care cost by paying 8%, 9%, 10% of their income as a parent fee

## The Benefits:

### For Families

- ❖ Helps parents to work and attend school
- ❖ Provides a safe setting for children
- ❖ Helps children to be better prepared for school
- ❖ Having a good early childhood education experience helps children to be successful in language, math and social skills in school

### For the Community

- ❖ Working families put a large amount of money back into the local economy and tax system through their employment, earnings and purchase of child care
- ❖ The cost of child care subsidy services is offset by the working families' ability to pay taxes
- ❖ Parents with stable child care arrangements are more focused on the job and make better employees
- ❖ Receiving child care subsidy services offers children a chance to receive an early childhood education which leads to increased success in school and less costs to the community and state in terms of remedial services

<sup>1</sup> Based upon data from the 2000 Census and 2007 population projections.

<sup>2</sup> Includes SFY 2010-2011 non-Smart Start and Smart Start allocations and children served (during 10/10). For some counties, figures for funds available and children served include those for services provided through contracting Subsidy Administrator.

<sup>3</sup> Based on the average cost of care in Richmond County and 5% increase in total funding (federal and state)

# Child Care Subsidy Services Makes a Difference for Children and Communities Robeson County

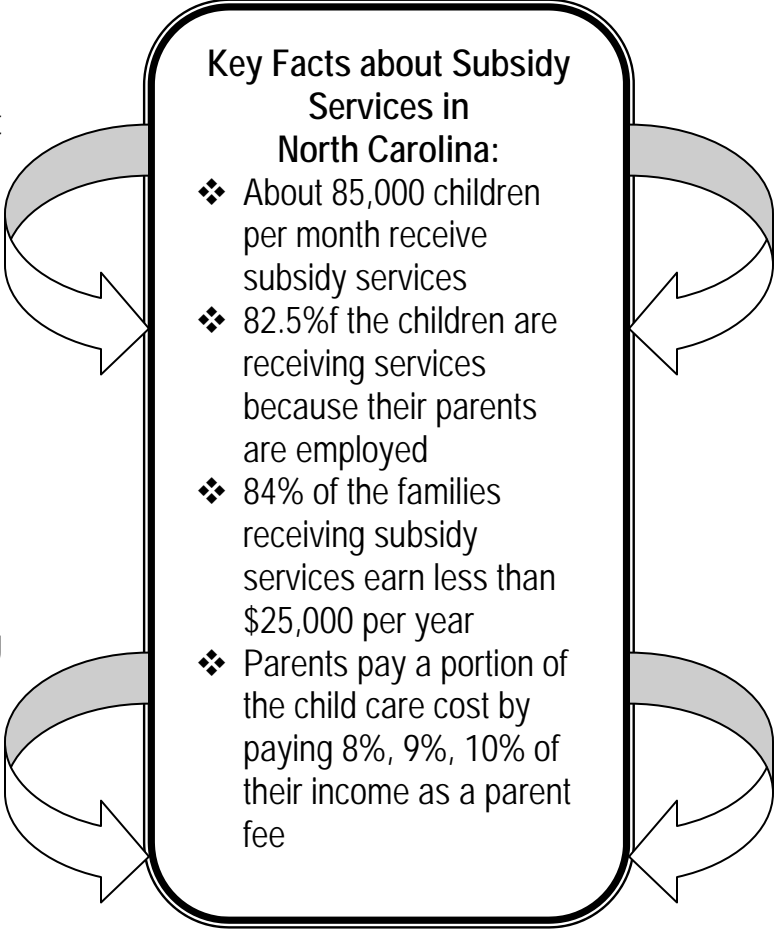
## What Service is Needed:

### Child Care Subsidy Services

- ❖ Helps parents pay for child care so they can work or attend school
- ❖ Provides information to parents about how to choose a safe, quality child care arrangement
- ❖ Funded by a mixture of state (35%) and federal (65%)

### Facts About Robeson County

- ❖ 9,007 children are eligible for child care subsidy services (Includes children under age 11 whose parents are working).<sup>1</sup>
- ❖ \$8,358,046 is currently available to serve eligible children.<sup>2</sup>
- ❖ Currently 1,964 children are receiving subsidized child care services. This represents 21.8% of all eligible children.<sup>2</sup>
- ❖ With a 5% increase in child care subsidy funding, an additional 98 children could be served each month in Robeson County.<sup>3</sup>



### Key Facts about Subsidy Services in North Carolina:

- ❖ About 85,000 children per month receive subsidy services
- ❖ 82.5% of the children are receiving services because their parents are employed
- ❖ 84% of the families receiving subsidy services earn less than \$25,000 per year
- ❖ Parents pay a portion of the child care cost by paying 8%, 9%, 10% of their income as a parent fee

## The Benefits:

### For Families

- ❖ Helps parents to work and attend school
- ❖ Provides a safe setting for children
- ❖ Helps children to be better prepared for school
- ❖ Having a good early childhood education experience helps children to be successful in language, math and social skills in school

### For the Community

- ❖ Working families put a large amount of money back into the local economy and tax system through their employment, earnings and purchase of child care
- ❖ The cost of child care subsidy services is offset by the working families' ability to pay taxes
- ❖ Parents with stable child care arrangements are more focused on the job and make better employees
- ❖ Receiving child care subsidy services offers children a chance to receive an early childhood education which leads to increased success in school and less costs to the community and state in terms of remedial services

<sup>1</sup> Based upon data from the 2000 Census and 2007 population projections.

<sup>2</sup> Includes SFY 2010-2011 non-Smart Start and Smart Start allocations and children served (during 10/10). For some counties, figures for funds available and children served include those for services provided through contracting Subsidy Administrator.

<sup>3</sup> Based on the average cost of care in Robeson County and 5% increase in total funding (federal and state)

# Child Care Subsidy Services Makes a Difference for Children and Communities Rockingham County

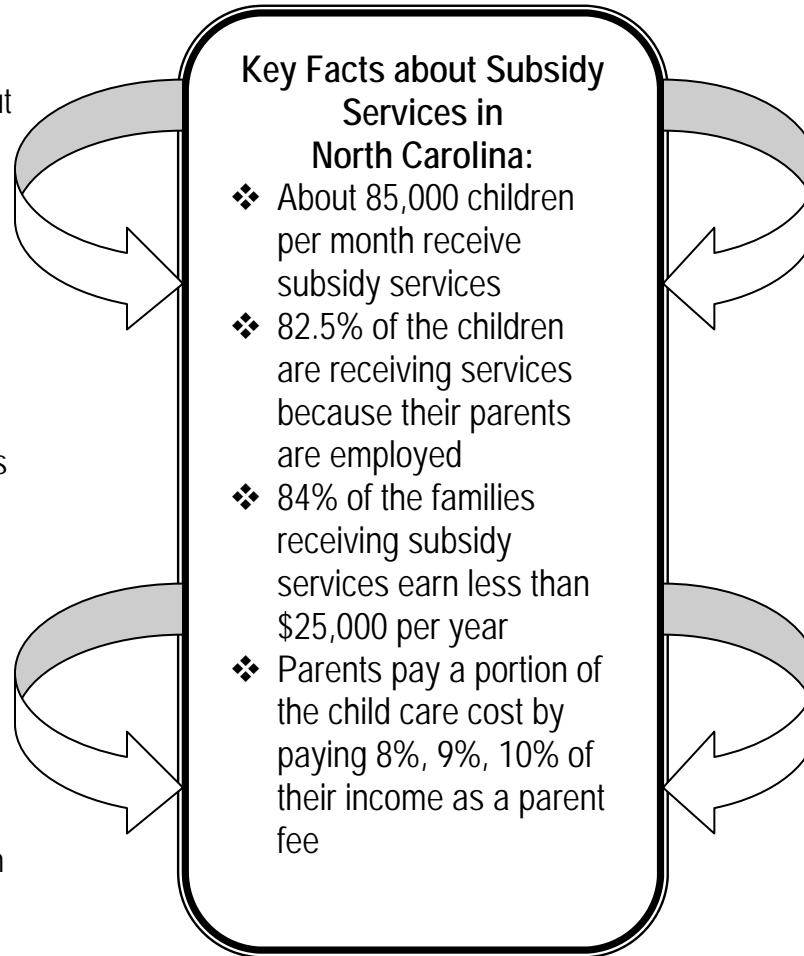
## What Service is Needed:

### Child Care Subsidy Services

- ❖ Helps parents pay for child care so they can work or attend school
- ❖ Provides information to parents about how to choose a safe, quality child care arrangement
- ❖ Funded by a mixture of state (35%) and federal (65%)

### Facts About Rockingham County

- ❖ 4,137 children are eligible for child care subsidy services (Includes children under age 11 whose parents are working).<sup>1</sup>
- ❖ \$3,373,848 is currently available to serve eligible children.<sup>2</sup>
- ❖ Currently 871 children are receiving subsidized child care services. This represents 21.1% of all eligible children.<sup>2</sup>
- ❖ With a 5% increase in child care subsidy funding, an additional 44 children could be served each month in Rockingham County.<sup>3</sup>



## The Benefits:

### For Families

- ❖ Helps parents to work and attend school
- ❖ Provides a safe setting for children
- ❖ Helps children to be better prepared for school
- ❖ Having a good early childhood education experience helps children to be successful in language, math and social skills in school

### For the Community

- ❖ Working families put a large amount of money back into the local economy and tax system through their employment, earnings and purchase of child care
- ❖ The cost of child care subsidy services is offset by the working families' ability to pay taxes
- ❖ Parents with stable child care arrangements are more focused on the job and make better employees
- ❖ Receiving child care subsidy services offers children a chance to receive an early childhood education which leads to increased success in school and less costs to the community and state in terms of remedial services

<sup>1</sup> Based upon data from the 2000 Census and 2007 population projections.

<sup>2</sup> Includes SFY 2010-2011 non-Smart Start and Smart Start allocations and children served (during 10/10). For some counties, figures for funds available and children served include those for services provided through contracting Subsidy Administrator.

<sup>3</sup> Based on the average cost of care in Rockingham County and 5% increase in total funding (federal and state)

# Child Care Subsidy Services Makes a Difference for Children and Communities

## Rowan County

### What Service is Needed:

#### Child Care Subsidy Services

- ❖ Helps parents pay for child care so they can work or attend school
- ❖ Provides information to parents about how to choose a safe, quality child care arrangement
- ❖ Funded by a mixture of state (35%) and federal (65%)

#### Facts About Rowan County

- ❖ 5,911 children are eligible for child care subsidy services (Includes children under age 11 whose parents are working).<sup>1</sup>
- ❖ \$4,776,577 is currently available to serve eligible children.<sup>2</sup>
- ❖ Currently 1,050 children are receiving subsidized child care services. This represents 17.8% of all eligible children.<sup>2</sup>
- ❖ With a 5% increase in child care subsidy funding, an additional 53 children could be served each month in Rowan County.<sup>3</sup>

#### Key Facts about Subsidy Services in North Carolina:

- About 85,000 children per month receive subsidy services
- 82.5% of the children are receiving services because their parents are employed
- 84% of the families receiving subsidy services earn less than \$25,000 per year
- Parents pay a portion of the child care cost by paying 8%, 9%, 10% of their income as a parent fee

### The Benefits:

#### For Families

- ❖ Helps parents to work and attend school
- ❖ Provides a safe setting for children
- ❖ Helps children to be better prepared for school
- ❖ Having a good early childhood education experience helps children to be successful in language, math and social skills in school

#### For the Community

- ❖ Working families put a large amount of money back into the local economy and tax system through their employment, earnings and purchase of child care
- ❖ The cost of child care subsidy services is offset by the working families' ability to pay taxes
- ❖ Parents with stable child care arrangements are more focused on the job and make better employees
- ❖ Receiving child care subsidy services offers children a chance to receive an early childhood education which leads to increased success in school and less costs to the community and state in terms of remedial services

<sup>1</sup> Based upon data from the 2000 Census and 2007 population projections.

<sup>2</sup> Includes SFY 2010-2011 non-Smart Start and Smart Start allocations and children served (during 10/10). For some counties, figures for funds available and children served include those for services provided through contracting Subsidy Administrator.

<sup>3</sup> Based on the average cost of care in Rowan County and 5% increase in total funding (federal and state)



# Child Care Subsidy Services Makes a Difference for Children and Communities Rutherford County

## What Service is Needed:

### Child Care Subsidy Services

- ❖ Helps parents pay for child care so they can work or attend school
- ❖ Provides information to parents about how to choose a safe, quality child care arrangement
- ❖ Funded by a mixture of state (35%) and federal (65%)

### Facts About Rutherford County

- ❖ 3,100 children are eligible for child care subsidy services (Includes children under age 11 whose parents are working).<sup>1</sup>
- ❖ \$3,015,230 is currently available to serve eligible children.<sup>2</sup>
- ❖ Currently 643 children are receiving subsidized child care services. This represents 20.7% of all eligible children.<sup>2</sup>
- ❖ With a 5% increase in child care subsidy funding, an additional 32 children could be served each month in Rutherford County.<sup>3</sup>

### Key Facts about Subsidy Services in North Carolina:

- ❖ About 85,000 children per month receive subsidy services
- ❖ 82.5% of the children are receiving services because their parents are employed
- ❖ 84% of the families receiving subsidy services earn less than \$25,000 per year
- ❖ Parents pay a portion of the child care cost by paying 8%, 9%, 10% of their income as a parent fee

## The Benefits:

### For Families

- ❖ Helps parents to work and attend school
- ❖ Provides a safe setting for children
- ❖ Helps children to be better prepared for school
- ❖ Having a good early childhood education experience helps children to be successful in language, math and social skills in school

### For the Community

- ❖ Working families put a large amount of money back into the local economy and tax system through their employment, earnings and purchase of child care
- ❖ The cost of child care subsidy services is offset by the working families' ability to pay taxes
- ❖ Parents with stable child care arrangements are more focused on the job and make better employees
- ❖ Receiving child care subsidy services offers children a chance to receive an early childhood education which leads to increased success in school and less costs to the community and state in terms of remedial services

<sup>1</sup> Based upon data from the 2000 Census and 2007 population projections.

<sup>2</sup> Includes SFY 2010-2011 non-Smart Start and Smart Start allocations and children served (during 10/10). For some counties, figures for funds available and children served include those for services provided through contracting Subsidy Administrator.

<sup>3</sup> Based on the average cost of care in Rutherford County and 5% increase in total funding (federal and state)

# Child Care Subsidy Services Makes a Difference for Children and Communities Sampson County

## What Service is Needed:

### Child Care Subsidy Services

- ❖ Helps parents pay for child care so they can work or attend school
- ❖ Provides information to parents about how to choose a safe, quality child care arrangement
- ❖ Funded by a mixture of state (35%) and federal (65%)

### Facts About Sampson County

- ❖ 3,536 children are eligible for child care subsidy services (Includes children under age 11 whose parents are working).<sup>1</sup>
- ❖ \$2,730,615 is currently available to serve eligible children.<sup>2</sup>
- ❖ Currently 685 children are receiving subsidized child care services. This represents 19.4% of all eligible children.<sup>2</sup>
- ❖ With a 5% increase in child care subsidy funding, an additional 34 children could be served each month in Sampson County.<sup>3</sup>

### Key Facts about Subsidy Services in North Carolina:

- ❖ About 85,000 children per month receive subsidy services
- ❖ 82.5% of the children are receiving services because their parents are employed
- ❖ 84% of the families receiving subsidy services earn less than \$25,000 per year
- ❖ Parents pay a portion of the child care cost by paying 8%, 9%, 10% of their income as a parent fee

## The Benefits:

### For Families

- ❖ Helps parents to work and attend school
- ❖ Provides a safe setting for children
- ❖ Helps children to be better prepared for school
- ❖ Having a good early childhood education experience helps children to be successful in language, math and social skills in school

### For the Community

- ❖ Working families put a large amount of money back into the local economy and tax system through their employment, earnings and purchase of child care
- ❖ The cost of child care subsidy services is offset by the working families' ability to pay taxes
- ❖ Parents with stable child care arrangements are more focused on the job and make better employees
- ❖ Receiving child care subsidy services offers children a chance to receive an early childhood education which leads to increased success in school and less costs to the community and state in terms of remedial services

<sup>1</sup> Based upon data from the 2000 Census and 2007 population projections.

<sup>2</sup> Includes SFY 2010-2011 non-Smart Start and Smart Start allocations and children served (during 10/10). For some counties, figures for funds available and children served include those for services provided through contracting Subsidy Administrator.

<sup>3</sup> Based on the average cost of care in Sampson County and 5% increase in total funding (federal and state)

# Child Care Subsidy Services Makes a Difference for Children and Communities Scotland County

## What Service is Needed:

### Child Care Subsidy Services

- ❖ Helps parents pay for child care so they can work or attend school
- ❖ Provides information to parents about how to choose a safe, quality child care arrangement
- ❖ Funded by a mixture of state (35%) and federal (65%)

### Facts About Scotland County

- ❖ 2,123 children are eligible for child care subsidy services (Includes children under age 11 whose parents are working).<sup>1</sup>
- ❖ \$1,833,001 is currently available to serve eligible children.<sup>2</sup>
- ❖ Currently 488 children are receiving subsidized child care services. This represents 23.0% of all eligible children.<sup>2</sup>
- ❖ With a 5% increase in child care subsidy funding, an additional 24 children could be served each month in Scotland County.<sup>3</sup>

### Key Facts about Subsidy Services in North Carolina:

- ❖ About 85,000 children per month receive subsidy services
- ❖ 82.5% of the children are receiving services because their parents are employed
- ❖ 84% of the families receiving subsidy services earn less than \$25,000 per year
- ❖ Parents pay a portion of the child care cost by paying 8%, 9%, 10% of their income as a parent fee

## The Benefits:

### For Families

- ❖ Helps parents to work and attend school
- ❖ Provides a safe setting for children
- ❖ Helps children to be better prepared for school
- ❖ Having a good early childhood education experience helps children to be successful in language, math and social skills in school

### For the Community

- ❖ Working families put a large amount of money back into the local economy and tax system through their employment, earnings and purchase of child care
- ❖ The cost of child care subsidy services is offset by the working families' ability to pay taxes
- ❖ Parents with stable child care arrangements are more focused on the job and make better employees
- ❖ Receiving child care subsidy services offers children a chance to receive an early childhood education which leads to increased success in school and less costs to the community and state in terms of remedial services

<sup>1</sup> Based upon data from the 2000 Census and 2007 population projections.

<sup>2</sup> Includes SFY 2010-2011 non-Smart Start and Smart Start allocations and children served (during 10/10). For some counties, figures for funds available and children served include those for services provided through contracting Subsidy Administrator.

<sup>3</sup> Based on the average cost of care in Scotland County and 5% increase in total funding (federal and state)

# Child Care Subsidy Services Makes a Difference for Children and Communities Stanly County

## What Service is Needed:

### Child Care Subsidy Services

- ❖ Helps parents pay for child care so they can work or attend school
- ❖ Provides information to parents about how to choose a safe, quality child care arrangement
- ❖ Funded by a mixture of state (35%) and federal (65%)

### Facts About Stanly County

- ❖ 2,454 children are eligible for child care subsidy services (Includes children under age 11 whose parents are working).<sup>1</sup>
- ❖ \$2,667,976 is currently available to serve eligible children.<sup>2</sup>
- ❖ Currently 578 children are receiving subsidized child care services. This represents 23.6% of all eligible children.<sup>2</sup>
- ❖ With a 5% increase in child care subsidy funding, an additional 29 children could be served each month in Stanly County.<sup>3</sup>

### Key Facts about Subsidy Services in North Carolina:

- ❖ About 85,000 children per month receive subsidy services
- ❖ 82.5% of the children are receiving services because their parents are employed
- ❖ 84% of the families receiving subsidy services earn less than \$25,000 per year
- ❖ Parents pay a portion of the child care cost by paying 8%, 9%, 10% of their income as a parent fee

## The Benefits:

### For Families

- ❖ Helps parents to work and attend school
- ❖ Provides a safe setting for children
- ❖ Helps children to be better prepared for school
- ❖ Having a good early childhood education experience helps children to be successful in language, math and social skills in school

### For the Community

- ❖ Working families put a large amount of money back into the local economy and tax system through their employment, earnings and purchase of child care
- ❖ The cost of child care subsidy services is offset by the working families' ability to pay taxes
- ❖ Parents with stable child care arrangements are more focused on the job and make better employees
- ❖ Receiving child care subsidy services offers children a chance to receive an early childhood education which leads to increased success in school and less costs to the community and state in terms of remedial services

<sup>1</sup> Based upon data from the 2000 Census and 2007 population projections.

<sup>2</sup> Includes SFY 2010-2011 non-Smart Start and Smart Start allocations and children served (during 10/10). For some counties, figures for funds available and children served include those for services provided through contracting Subsidy Administrator.

<sup>3</sup> Based on the average cost of care in Stanly County and 5% increase in total funding (federal and state)

# Child Care Subsidy Services Makes a Difference for Children and Communities Stokes County

## What Service is Needed:

### Child Care Subsidy Services

- ❖ Helps parents pay for child care so they can work or attend school
- ❖ Provides information to parents about how to choose a safe, quality child care arrangement
- ❖ Funded by a mixture of state (35%) and federal (65%)

### Facts About Stokes County

- ❖ 1,435 children are eligible for child care subsidy services (Includes children under age 11 whose parents are working).<sup>1</sup>
- ❖ \$1,370,699 is currently available to serve eligible children.<sup>2</sup>
- ❖ Currently 254 children are receiving subsidized child care services. This represents 17.7% of all eligible children.<sup>2</sup>
- ❖ With a 5% increase in child care subsidy funding, an additional 13 children could be served each month in Stokes County.<sup>3</sup>

### Key Facts about Subsidy Services in North Carolina:

- ❖ About 85,000 children per month receive subsidy services
- ❖ 82.5% of the children are receiving services because their parents are employed
- ❖ 84% of the families receiving subsidy services earn less than \$25,000 per year
- ❖ Parents pay a portion of the child care cost by paying 8%, 9%, 10% of their income as a parent fee

## The Benefits:

### For Families

- ❖ Helps parents to work and attend school
- ❖ Provides a safe setting for children
- ❖ Helps children to be better prepared for school
- ❖ Having a good early childhood education experience helps children to be successful in language, math and social skills in school

### For the Community

- ❖ Working families put a large amount of money back into the local economy and tax system through their employment, earnings and purchase of child care
- ❖ The cost of child care subsidy services is offset by the working families' ability to pay taxes
- ❖ Parents with stable child care arrangements are more focused on the job and make better employees
- ❖ Receiving child care subsidy services offers children a chance to receive an early childhood education which leads to increased success in school and less costs to the community and state in terms of remedial services

<sup>1</sup> Based upon data from the 2000 Census and 2007 population projections.

<sup>2</sup> Includes SFY 2010-2011 non-Smart Start and Smart Start allocations and children served (during 10/10). For some counties, figures for funds available and children served include those for services provided through contracting Subsidy Administrator.

<sup>3</sup> Based on the average cost of care in Stokes County and 5% increase in total funding (federal and state)

# Child Care Subsidy Services Makes a Difference for Children and Communities Surry County

## What Service is Needed:

### Child Care Subsidy Services

- ❖ Helps parents pay for child care so they can work or attend school
- ❖ Provides information to parents about how to choose a safe, quality child care arrangement
- ❖ Funded by a mixture of state (35%) and federal (65%)

### Facts About Surry County

- ❖ 3,340 children are eligible for child care subsidy services (Includes children under age 11 whose parents are working).<sup>1</sup>
- ❖ \$2,695,917 is currently available to serve eligible children.<sup>2</sup>
- ❖ Currently 766 children are receiving subsidized child care services. This represents 22.9% of all eligible children.<sup>2</sup>
- ❖ With a 5% increase in child care subsidy funding, an additional 38 children could be served each month in Surry County.<sup>3</sup>

### Key Facts about Subsidy Services in North Carolina:

- ❖ About 85,000 children per month receive subsidy services
- ❖ 82.5% of the children are receiving services because their parents are employed
- ❖ 84% of the families receiving subsidy services earn less than \$25,000 per year
- ❖ Parents pay a portion of the child care cost by paying 8%, 9%, 10% of their income as a parent fee

## The Benefits:

### For Families

- ❖ Helps parents to work and attend school
- ❖ Provides a safe setting for children
- ❖ Helps children to be better prepared for school
- ❖ Having a good early childhood education experience helps children to be successful in language, math and social skills in school

### For the Community

- ❖ Working families put a large amount of money back into the local economy and tax system through their employment, earnings and purchase of child care
- ❖ The cost of child care subsidy services is offset by the working families' ability to pay taxes
- ❖ Parents with stable child care arrangements are more focused on the job and make better employees
- ❖ Receiving child care subsidy services offers children a chance to receive an early childhood education which leads to increased success in school and less costs to the community and state in terms of remedial services

<sup>1</sup> Based upon data from the 2000 Census and 2007 population projections.

<sup>2</sup> Includes SFY 2010-2011 non-Smart Start and Smart Start allocations and children served (during 10/10). For some counties, figures for funds available and children served include those for services provided through contracting Subsidy Administrator.

<sup>3</sup> Based on the average cost of care in Surry County and 5% increase in total funding (federal and state)

# Child Care Subsidy Services Makes a Difference for Children and Communities Swain County

## What Service is Needed:

### Child Care Subsidy Services

- ❖ Helps parents pay for child care so they can work or attend school
- ❖ Provides information to parents about how to choose a safe, quality child care arrangement
- ❖ Funded by a mixture of state (35%) and federal (65%)

### Facts About Swain County

- ❖ 787 children are eligible for child care subsidy services (Includes children under age 11 whose parents are working).<sup>1</sup>
- ❖ \$903,187 is currently available to serve eligible children.<sup>2</sup>
- ❖ Currently 170 children are receiving subsidized child care services. This represents 21.6% of all eligible children.<sup>2</sup>
- ❖ With a 5% increase in child care subsidy funding, an additional 9 children could be served each month in Swain County.<sup>3</sup>

### Key Facts about Subsidy Services in North Carolina:

- ❖ About 85,000 children per month receive subsidy services
- ❖ 82.5% of the children are receiving services because their parents are employed
- ❖ 84% of the families receiving subsidy services earn less than \$25,000 per year
- ❖ Parents pay a portion of the child care cost by paying 8%, 9%, 10% of their income as a parent fee

## The Benefits:

### For Families

- ❖ Helps parents to work and attend school
- ❖ Provides a safe setting for children
- ❖ Helps children to be better prepared for school
- ❖ Having a good early childhood education experience helps children to be successful in language, math and social skills in school

### For the Community

- ❖ Working families put a large amount of money back into the local economy and tax system through their employment, earnings and purchase of child care
- ❖ The cost of child care subsidy services is offset by the working families' ability to pay taxes
- ❖ Parents with stable child care arrangements are more focused on the job and make better employees
- ❖ Receiving child care subsidy services offers children a chance to receive an early childhood education which leads to increased success in school and less costs to the community and state in terms of remedial services

<sup>1</sup> Based upon data from the 2000 Census and 2007 population projections.

<sup>2</sup> Includes SFY 2010-2011 non-Smart Start and Smart Start allocations and children served (during 10/10). For some counties, figures for funds available and children served include those for services provided through contracting Subsidy Administrator.

<sup>3</sup> Based on the average cost of care in Swain County and 5% increase in total funding (federal and state)

# Child Care Subsidy Services Makes a Difference for Children and Communities Transylvania County

## What Service is Needed:

### Child Care Subsidy Services

- ❖ Helps parents pay for child care so they can work or attend school
- ❖ Provides information to parents about how to choose a safe, quality child care arrangement
- ❖ Funded by a mixture of state (35%) and federal (65%)

### Facts About Transylvania County

- ❖ 821 children are eligible for child care subsidy services (Includes children under age 11 whose parents are working).<sup>1</sup>
- ❖ \$1,063,973 is currently available to serve eligible children.<sup>2</sup>
- ❖ Currently 213 children are receiving subsidized child care services. This represents 25.9% of all eligible children.<sup>2</sup>
- ❖ With a 5% increase in child care subsidy funding, an additional 11 children could be served each month in Transylvania County.<sup>3</sup>

### Key Facts about Subsidy Services in North Carolina:

- ❖ About 85,000 children per month receive subsidy services
- ❖ 82.5% of the children are receiving services because their parents are employed
- ❖ 84% of the families receiving subsidy services earn less than \$25,000 per year
- ❖ Parents pay a portion of the child care cost by paying 8%, 9%, 10% of their income as a parent fee

## The Benefits:

### For Families

- ❖ Helps parents to work and attend school
- ❖ Provides a safe setting for children
- ❖ Helps children to be better prepared for school
- ❖ Having a good early childhood education experience helps children to be successful in language, math and social skills in school

### For the Community

- ❖ Working families put a large amount of money back into the local economy and tax system through their employment, earnings and purchase of child care
- ❖ The cost of child care subsidy services is offset by the working families' ability to pay taxes
- ❖ Parents with stable child care arrangements are more focused on the job and make better employees
- ❖ Receiving child care subsidy services offers children a chance to receive an early childhood education which leads to increased success in school and less costs to the community and state in terms of remedial services

<sup>1</sup> Based upon data from the 2000 Census and 2007 population projections.

<sup>2</sup> Includes SFY 2010-2011 non-Smart Start and Smart Start allocations and children served (during 10/10). For some counties, figures for funds available and children served include those for services provided through contracting Subsidy Administrator.

<sup>3</sup> Based on the average cost of care in Transylvania County and 5% increase in total funding (federal and state)



# Child Care Subsidy Services Makes a Difference for Children and Communities Tyrrell County

## What Service is Needed:

### Child Care Subsidy Services

- ❖ Helps parents pay for child care so they can work or attend school
- ❖ Provides information to parents about how to choose a safe, quality child care arrangement
- ❖ Funded by a mixture of state (35%) and federal (65%)

### Facts About Tyrrell County

- ❖ 203 children are eligible for child care subsidy services (Includes children under age 11 whose parents are working).<sup>1</sup>
- ❖ \$113,245 is currently available to serve eligible children.<sup>2</sup>
- ❖ Currently 28 children are receiving subsidized child care services. This represents 13.8% of all eligible children.<sup>2</sup>
- ❖ With a 5% increase in child care subsidy funding, an additional 1 children could be served each month in Tyrrell County.<sup>3</sup>

### Key Facts about Subsidy Services in North Carolina:

- ❖ About 85,000 children per month receive subsidy services
- ❖ 82.5% of the children are receiving services because their parents are employed
- ❖ 84% of the families receiving subsidy services earn less than \$25,000 per year
- ❖ Parents pay a portion of the child care cost by paying 8%, 9%, 10% of their income as a parent fee

## The Benefits:

### For Families

- ❖ Helps parents to work and attend school
- ❖ Provides a safe setting for children
- ❖ Helps children to be better prepared for school
- ❖ Having a good early childhood education experience helps children to be successful in language, math and social skills in school

### For the Community

- ❖ Working families put a large amount of money back into the local economy and tax system through their employment, earnings and purchase of child care
- ❖ The cost of child care subsidy services is offset by the working families' ability to pay taxes
- ❖ Parents with stable child care arrangements are more focused on the job and make better employees
- ❖ Receiving child care subsidy services offers children a chance to receive an early childhood education which leads to increased success in school and less costs to the community and state in terms of remedial services

<sup>1</sup> Based upon data from the 2000 Census and 2007 population projections.

<sup>2</sup> Includes SFY 2010-2011 non-Smart Start and Smart Start allocations and children served (during 10/10). For some counties, figures for funds available and children served include those for services provided through contracting Subsidy Administrator.

<sup>3</sup> Based on the average cost of care in Tyrrell County and 5% increase in total funding (federal and state)

# Child Care Subsidy Services Makes a Difference for Children and Communities Union County

## What Service is Needed:

### Child Care Subsidy Services

- ❖ Helps parents pay for child care so they can work or attend school
- ❖ Provides information to parents about how to choose a safe, quality child care arrangement
- ❖ Funded by a mixture of state (35%) and federal (65%)

### Facts About Union County

- ❖ 5,783 children are eligible for child care subsidy services (Includes children under age 11 whose parents are working).<sup>1</sup>
- ❖ \$7,025,384 is currently available to serve eligible children.<sup>2</sup>
- ❖ Currently 1,360 children are receiving subsidized child care services. This represents 23.5% of all eligible children.<sup>2</sup>
- ❖ With a 5% increase in child care subsidy funding, an additional 68 children could be served each month in Union County.<sup>3</sup>

### Key Facts about Subsidy Services in North Carolina:

- ❖ About 85,000 children per month receive subsidy services
- ❖ 82.5% of the children are receiving services because their parents are employed
- ❖ 84% of the families receiving subsidy services earn less than \$25,000 per year
- ❖ Parents pay a portion of the child care cost by paying 8%, 9%, 10% of their income as a parent fee

## The Benefits:

### For Families

- ❖ Helps parents to work and attend school
- ❖ Provides a safe setting for children
- ❖ Helps children to be better prepared for school
- ❖ Having a good early childhood education experience helps children to be successful in language, math and social skills in school

### For the Community

- ❖ Working families put a large amount of money back into the local economy and tax system through their employment, earnings and purchase of child care
- ❖ The cost of child care subsidy services is offset by the working families' ability to pay taxes
- ❖ Parents with stable child care arrangements are more focused on the job and make better employees
- ❖ Receiving child care subsidy services offers children a chance to receive an early childhood education which leads to increased success in school and less costs to the community and state in terms of remedial services

<sup>1</sup> Based upon data from the 2000 Census and 2007 population projections.

<sup>2</sup> Includes SFY 2010-2011 non-Smart Start and Smart Start allocations and children served (during 10/10). For some counties, figures for funds available and children served include those for services provided through contracting Subsidy Administrator.

<sup>3</sup> Based on the average cost of care in Union County and 5% increase in total funding (federal and state)

# Child Care Subsidy Services Makes a Difference for Children and Communities

## Vance County

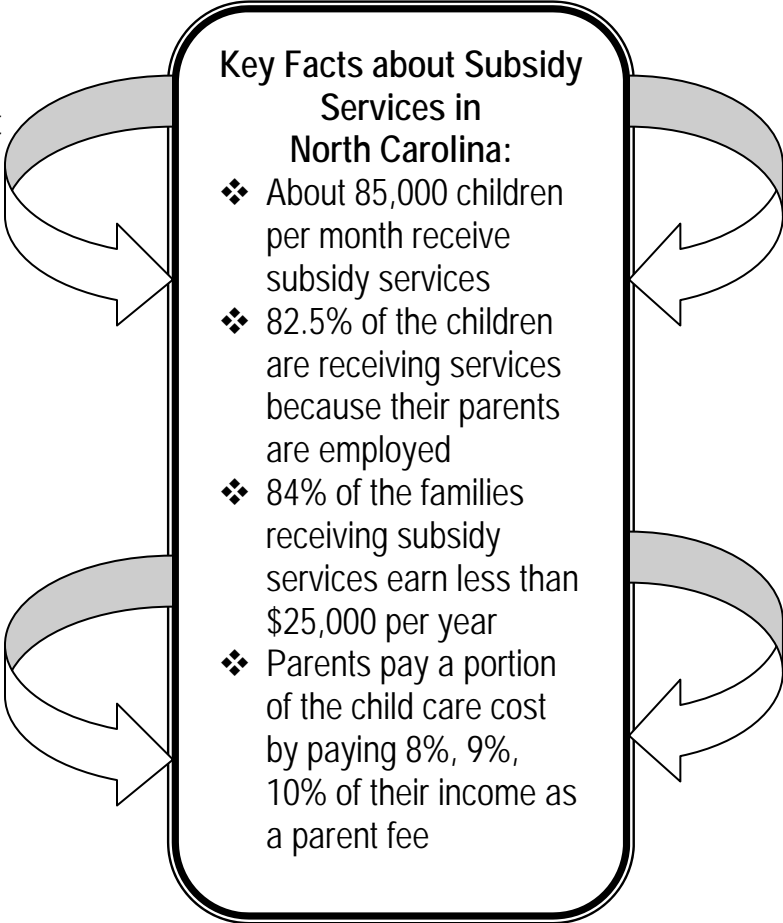
### What Service is Needed:

#### Child Care Subsidy Services

- ❖ Helps parents pay for child care so they can work or attend school
- ❖ Provides information to parents about how to choose a safe, quality child care arrangement
- ❖ Funded by a mixture of state (35%) and federal (65%)

#### Facts About Vance County

- ❖ 2,886 children are eligible for child care subsidy services (Includes children under age 11 whose parents are working).<sup>1</sup>
- ❖ \$2,452,043 is currently available to serve eligible children.<sup>2</sup>
- ❖ Currently 677 children are receiving subsidized child care services. This represents 23.5% of all eligible children.<sup>2</sup>
- ❖ With a 5% increase in child care subsidy funding, an additional 34 children could be served each month in Vance County.<sup>3</sup>



#### Key Facts about Subsidy Services in North Carolina:

- ❖ About 85,000 children per month receive subsidy services
- ❖ 82.5% of the children are receiving services because their parents are employed
- ❖ 84% of the families receiving subsidy services earn less than \$25,000 per year
- ❖ Parents pay a portion of the child care cost by paying 8%, 9%, 10% of their income as a parent fee

### The Benefits:

#### For Families

- ❖ Helps parents to work and attend school
- ❖ Provides a safe setting for children
- ❖ Helps children to be better prepared for school
- ❖ Having a good early childhood education experience helps children to be successful in language, math and social skills in school

#### For the Community

- ❖ Working families put a large amount of money back into the local economy and tax system through their employment, earnings and purchase of child care
- ❖ The cost of child care subsidy services is offset by the working families' ability to pay taxes
- ❖ Parents with stable child care arrangements are more focused on the job and make better employees
- ❖ Receiving child care subsidy services offers children a chance to receive an early childhood education which leads to increased success in school and less costs to the community and state in terms of remedial services

<sup>1</sup> Based upon data from the 2000 Census and 2007 population projections.

<sup>2</sup> Includes SFY 2010-2011 non-Smart Start and Smart Start allocations and children served (during 10/10). For some counties, figures for funds available and children served include those for services provided through contracting Subsidy Administrator.

<sup>3</sup> Based on the average cost of care in Vance County and 5% increase in total funding (federal and state)

# Child Care Subsidy Services Makes a Difference for Children and Communities Wake County

## What Service is Needed:

### Child Care Subsidy Services

- ❖ Helps parents pay for child care so they can work or attend school
- ❖ Provides information to parents about how to choose a safe, quality child care arrangement
- ❖ Funded by a mixture of state (35%) and federal (65%)

### Facts About Wake County

- ❖ 22,614 children are eligible for child care subsidy services (Includes children under age 11 whose parents are working).<sup>1</sup>
- ❖ \$38,381,176 is currently available to serve eligible children.<sup>2</sup>
- ❖ Currently 5,854 children are receiving subsidized child care services. This represents 25.9% of all eligible children.<sup>2</sup>
- ❖ With a 5% increase in child care subsidy funding, an additional 293 children could be served each month in Wake County.<sup>3</sup>

### Key Facts about Subsidy Services in North Carolina:

- ❖ About 85,000 children per month receive subsidy services
- ❖ 82.5% of the children are receiving services because their parents are employed
- ❖ 84% of the families receiving subsidy services earn less than \$25,000 per year
- ❖ Parents pay a portion of the child care cost by paying 8%, 9%, 10% of their income as a parent fee

## The Benefits:

### For Families

- ❖ Helps parents to work and attend school
- ❖ Provides a safe setting for children
- ❖ Helps children to be better prepared for school
- ❖ Having a good early childhood education experience helps children to be successful in language, math and social skills in school

### ❖ For the Community

- ❖ Working families put a large amount of money back into the local economy and tax system through their employment, earnings and purchase of child care
- ❖ The cost of child care subsidy services is offset by the working families' ability to pay taxes
- ❖ Parents with stable child care arrangements are more focused on the job and make better employees
- ❖ Receiving child care subsidy services offers children a chance to receive an early childhood education which leads to increased success in school and less costs to the community and state in terms of remedial services

<sup>1</sup> Based upon data from the 2000 Census and 2007 population projections.

<sup>2</sup> Includes SFY 2010-2011 non-Smart Start and Smart Start allocations and children served (during 10/10). For some counties, figures for funds available and children served include those for services provided through contracting Subsidy Administrator.

<sup>3</sup> Based on the average cost of care in Wake County and 5% increase in total funding (federal and state)

# Child Care Subsidy Services Makes a Difference for Children and Communities Warren County

## What Service is Needed:

### Child Care Subsidy Services

- ❖ Helps parents pay for child care so they can work or attend school
- ❖ Provides information to parents about how to choose a safe, quality child care arrangement
- ❖ Funded by a mixture of state (35%) and federal (65%)

### Facts About Warren County

- ❖ 829 children are eligible for child care subsidy services (Includes children under age 11 whose parents are working).<sup>1</sup>
- ❖ \$1,085,203 is currently available to serve eligible children.<sup>2</sup>
- ❖ Currently 306 children are receiving subsidized child care services. This represents 36.9% of all eligible children.<sup>2</sup>
- ❖ With a 5% increase in child care subsidy funding, an additional 15 children could be served each month in Warren County.<sup>3</sup>

### Key Facts about Subsidy Services in North Carolina:

- ❖ About 85,000 children per month receive subsidy services
- ❖ 82.5% of the children are receiving services because their parents are employed
- ❖ 84% of the families receiving subsidy services earn less than \$25,000 per year
- ❖ Parents pay a portion of the child care cost by paying 8%, 9%, 10% of their income as a parent fee

## The Benefits:

### For Families

- ❖ Helps parents to work and attend school
- ❖ Provides a safe setting for children
- ❖ Helps children to be better prepared for school
- ❖ Having a good early childhood education experience helps children to be successful in language, math and social skills in school

### For the Community

- ❖ Working families put a large amount of money back into the local economy and tax system through their employment, earnings and purchase of child care
- ❖ The cost of child care subsidy services is offset by the working families' ability to pay taxes
- ❖ Parents with stable child care arrangements are more focused on the job and make better employees
- ❖ Receiving child care subsidy services offers children a chance to receive an early childhood education which leads to increased success in school and less costs to the community and state in terms of remedial services

<sup>1</sup> Based upon data from the 2000 Census and 2007 population projections.

<sup>2</sup> Includes SFY 2010-2011 non-Smart Start and Smart Start allocations and children served (during 10/10). For some counties, figures for funds available and children served include those for services provided through contracting Subsidy Administrator.

<sup>3</sup> Based on the average cost of care in Warren County and 5% increase in total funding (federal and state)

# Child Care Subsidy Services Makes a Difference for Children and Communities Washington County

## What Service is Needed:

### Child Care Subsidy Services

- ❖ Helps parents pay for child care so they can work or attend school
- ❖ Provides information to parents about how to choose a safe, quality child care arrangement
- ❖ Funded by a mixture of state (35%) and federal (65%)

### Facts About Washington County

- ❖ 779 children are eligible for child care subsidy services (Includes children under age 11 whose parents are working).<sup>1</sup>
- ❖ \$773,529 is currently available to serve eligible children.<sup>2</sup>
- ❖ Currently 182 children are receiving subsidized child care services. This represents 23.4% of all eligible children.<sup>2</sup>
- ❖ With a 5% increase in child care subsidy funding, an additional 9 children could be served each month in Washington County.<sup>3</sup>

### Key Facts about Subsidy Services in North Carolina:

- ❖ About 85,000 children per month receive subsidy services
- ❖ 82.5% of the children are receiving services because their parents are employed
- ❖ 84% of the families receiving subsidy services earn less than \$25,000 per year
- ❖ Parents pay a portion of the child care cost by paying 8%, 9%, 10% of their income as a parent fee

## The Benefits:

### For Families

- ❖ Helps parents to work and attend school
- ❖ Provides a safe setting for children
- ❖ Helps children to be better prepared for school
- ❖ Having a good early childhood education experience helps children to be successful in language, math and social skills in school

### For the Community

- ❖ Working families put a large amount of money back into the local economy and tax system through their employment, earnings and purchase of child care
- ❖ The cost of child care subsidy services is offset by the working families' ability to pay taxes
- ❖ Parents with stable child care arrangements are more focused on the job and make better employees
- ❖ Receiving child care subsidy services offers children a chance to receive an early childhood education which leads to increased success in school and less costs to the community and state in terms of remedial services

<sup>1</sup> Based upon data from the 2000 Census and 2007 population projections.

<sup>2</sup> Includes SFY 2010-2011 non-Smart Start and Smart Start allocations and children served (during 10/10). For some counties, figures for funds available and children served include those for services provided through contracting Subsidy Administrator.

<sup>3</sup> Based on the average cost of care in Washington County and 5% increase in total funding (federal and state)

# Child Care Subsidy Services Makes a Difference for Children and Communities Watauga County

## What Service is Needed:

### Child Care Subsidy Services

- ❖ Helps parents pay for child care so they can work or attend school
- ❖ Provides information to parents about how to choose a safe, quality child care arrangement
- ❖ Funded by a mixture of state (35%) and federal (65%)

### Facts About Watauga County

- ❖ 1,138 children are eligible for child care subsidy services (Includes children under age 11 whose parents are working).<sup>1</sup>
- ❖ \$985,052 is currently available to serve eligible children.<sup>2</sup>
- ❖ Currently 246 children are receiving subsidized child care services. This represents 21.6% of all eligible children.<sup>2</sup>
- ❖ With a 5% increase in child care subsidy funding, an additional 12 children could be served each month in Watauga County.<sup>3</sup>

### Key Facts about Subsidy Services in North Carolina:

- ❖ About 85,000 children per month receive subsidy services
- ❖ 82.5% of the children are receiving services because their parents are employed
- ❖ 84% of the families receiving subsidy services earn less than \$25,000 per year
- ❖ Parents pay a portion of the child care cost by paying 8%, 9%, 10% of their income as a parent fee

## The Benefits:

### For Families

- ❖ Helps parents to work and attend school
- ❖ Provides a safe setting for children
- ❖ Helps children to be better prepared for school
- ❖ Having a good early childhood education experience helps children to be successful in language, math and social skills in school

### For the Community

- ❖ Working families put a large amount of money back into the local economy and tax system through their employment, earnings and purchase of child care
- ❖ The cost of child care subsidy services is offset by the working families' ability to pay taxes
- ❖ Parents with stable child care arrangements are more focused on the job and make better employees
- ❖ Receiving child care subsidy services offers children a chance to receive an early childhood education which leads to increased success in school and less costs to the community and state in terms of remedial services

<sup>1</sup> Based upon data from the 2000 Census and 2007 population projections.

<sup>2</sup> Includes SFY 2010-2011 non-Smart Start and Smart Start allocations and children served (during 10/10). For some counties, figures for funds available and children served include those for services provided through contracting Subsidy Administrator.

<sup>3</sup> Based on the average cost of care in Watauga County and 5% increase in total funding (federal and state)

# Child Care Subsidy Services Makes a Difference for Children and Communities Wayne County

## What Service is Needed:

### Child Care Subsidy Services

- ❖ Helps parents pay for child care so they can work or attend school
- ❖ Provides information to parents about how to choose a safe, quality child care arrangement
- ❖ Funded by a mixture of state (35%) and federal (65%)

### Facts About Wayne County

- ❖ 6,556 children are eligible for child care subsidy services (Includes children under age 11 whose parents are working).<sup>1</sup>
- ❖ \$5,025,534 is currently available to serve eligible children.<sup>2</sup>
- ❖ Currently 1,222 children are receiving subsidized child care services. This represents 18.6% of all eligible children.<sup>2</sup>
- ❖ With a 5% increase in child care subsidy funding, an additional 61 children could be served each month in Wayne County.<sup>3</sup>

### Key Facts about Subsidy Services in North Carolina:

- ❖ About 85,000 children per month receive subsidy services
- ❖ 82.5% of the children are receiving services because their parents are employed
- ❖ 84% of the families receiving subsidy services earn less than \$25,000 per year
- ❖ Parents pay a portion of the child care cost by paying 8%, 9%, 10% of their income as a parent fee

## The Benefits:

### For Families

- ❖ Helps parents to work and attend school
- ❖ Provides a safe setting for children
- ❖ Helps children to be better prepared for school
- ❖ Having a good early childhood education experience helps children to be successful in language, math and social skills in school

### For the Community

- ❖ Working families put a large amount of money back into the local economy and tax system through their employment, earnings and purchase of child care
- ❖ The cost of child care subsidy services is offset by the working families' ability to pay taxes
- ❖ Parents with stable child care arrangements are more focused on the job and make better employees
- ❖ Receiving child care subsidy services offers children a chance to receive an early childhood education which leads to increased success in school and less costs to the community and state in terms of remedial services

<sup>1</sup> Based upon data from the 2000 Census and 2007 population projections.

<sup>2</sup> Includes SFY 2010-2011 non-Smart Start and Smart Start allocations and children served (during 10/10). For some counties, figures for funds available and children served include those for services provided through contracting Subsidy Administrator.

<sup>3</sup> Based on the average cost of care in Wayne County and 5% increase in total funding (federal and state)



# Child Care Subsidy Services Makes a Difference for Children and Communities

## Wilkes County

### What Service is Needed:

#### Child Care Subsidy Services

- ❖ Helps parents pay for child care so they can work or attend school
- ❖ Provides information to parents about how to choose a safe, quality child care arrangement
- ❖ Funded by a mixture of state (35%) and federal (65%)

#### Facts About Wilkes County

- ❖ 2,797 children are eligible for child care subsidy services (Includes children under age 11 whose parents are working).<sup>1</sup>
- ❖ \$2,108,479 is currently available to serve eligible children.<sup>2</sup>
- ❖ Currently 879 children are receiving subsidized child care services. This represents 31.4% of all eligible children.<sup>2</sup>
- ❖ With a 5% increase in child care subsidy funding, an additional 44 children could be served each month in Wilkes County.<sup>3</sup>

#### Key Facts about Subsidy Services in North Carolina:

- ❖ About 85,000 children per month receive subsidy services
- ❖ 82.5% of the children are receiving services because their parents are employed
- ❖ 84% of the families receiving subsidy services earn less than \$25,000 per year
- ❖ Parents pay a portion of the child care cost by paying 8%, 9%, 10% of their income as a parent fee

### The Benefits:

#### For Families

- ❖ Helps parents to work and attend school
- ❖ Provides a safe setting for children
- ❖ Helps children to be better prepared for school
- ❖ Having a good early childhood education experience helps children to be successful in language, math and social skills in school

#### For the Community

- ❖ Working families put a large amount of money back into the local economy and tax system through their employment, earnings and purchase of child care
- ❖ The cost of child care subsidy services is offset by the working families' ability to pay taxes
- ❖ Parents with stable child care arrangements are more focused on the job and make better employees
- ❖ Receiving child care subsidy services offers children a chance to receive an early childhood education which leads to increased success in school and less costs to the community and state in terms of remedial services

<sup>1</sup> Based upon data from the 2000 Census and 2007 population projections.

<sup>2</sup> Includes SFY 2010-2011 non-Smart Start and Smart Start allocations and children served (during 10/10). For some counties, figures for funds available and children served include those for services provided through contracting Subsidy Administrator.

<sup>3</sup> Based on the average cost of care in Wilkes County and 5% increase in total funding (federal and state)

# Child Care Subsidy Services Makes a Difference for Children and Communities Wilson County

## What Service is Needed:

### Child Care Subsidy Services

- ❖ Helps parents pay for child care so they can work or attend school
- ❖ Provides information to parents about how to choose a safe, quality child care arrangement
- ❖ Funded by a mixture of state (35%) and federal (65%)

### Facts About Wilson County

- ❖ 4,470 children are eligible for child care subsidy services (Includes children under age 11 whose parents are working).<sup>1</sup>
- ❖ \$4,339,291 is currently available to serve eligible children.<sup>2</sup>
- ❖ Currently 1,029 children are receiving subsidized child care services. This represents 23.0% of all eligible children.<sup>2</sup>
- ❖ With a 5% increase in child care subsidy funding, an additional 51 children could be served each month in Wilson County.<sup>3</sup>

### Key Facts about Subsidy Services in North Carolina:

- ❖ About 85,000 children per month receive subsidy services
- ❖ 82.5% of the children are receiving services because their parents are employed
- ❖ 84% of the families receiving subsidy services earn less than \$25,000 per year
- ❖ Parents pay a portion of the child care cost by paying 8%, 9%, 10% of their income as a parent fee

## The Benefits:

### For Families

- ❖ Helps parents to work and attend school
- ❖ Provides a safe setting for children
- ❖ Helps children to be better prepared for school
- ❖ Having a good early childhood education experience helps children to be successful in language, math and social skills in school

### For the Community

- ❖ Working families put a large amount of money back into the local economy and tax system through their employment, earnings and purchase of child care
- ❖ The cost of child care subsidy services is offset by the working families' ability to pay taxes
- ❖ Parents with stable child care arrangements are more focused on the job and make better employees
- ❖ Receiving child care subsidy services offers children a chance to receive an early childhood education which leads to increased success in school and less costs to the community and state in terms of remedial services

<sup>1</sup> Based upon data from the 2000 Census and 2007 population projections.

<sup>2</sup> Includes SFY 2010-2011 non-Smart Start and Smart Start allocations and children served (during 10/10). For some counties, figures for funds available and children served include those for services provided through contracting Subsidy Administrator.

<sup>3</sup> Based on the average cost of care in Wilson County and 5% increase in total funding (federal and state)

# Child Care Subsidy Services Makes a Difference for Children and Communities Yadkin County

## What Service is Needed:

### Child Care Subsidy Services

- ❖ Helps parents pay for child care so they can work or attend school
- ❖ Provides information to parents about how to choose a safe, quality child care arrangement
- ❖ Funded by a mixture of state (35%) and federal (65%)

### Facts About Yadkin County

- ❖ 1,552 children are eligible for child care subsidy services (Includes children under age 11 whose parents are working).<sup>1</sup>
- ❖ \$1,067,099 is currently available to serve eligible children.<sup>2</sup>
- ❖ Currently 201 children are receiving subsidized child care services. This represents 13.0% of all eligible children.<sup>2</sup>
- ❖ With a 5% increase in child care subsidy funding, an additional 10 children could be served each month in Yadkin County.<sup>3</sup>

### Key Facts about Subsidy Services in North Carolina:

- ❖ About 85,000 children per month receive subsidy services
- ❖ 82.5% of the children are receiving services because their parents are employed
- ❖ 84% of the families receiving subsidy services earn less than \$25,000 per year
- ❖ Parents pay a portion of the child care cost by paying 8%, 9%, 10% of their income as a parent fee

## The Benefits:

### For Families

- ❖ Helps parents to work and attend school
- ❖ Provides a safe setting for children
- ❖ Helps children to be better prepared for school
- ❖ Having a good early childhood education experience helps children to be successful in language, math and social skills in school

### For the Community

- ❖ Working families put a large amount of money back into the local economy and tax system through their employment, earnings and purchase of child care
- ❖ The cost of child care subsidy services is offset by the working families' ability to pay taxes
- ❖ Parents with stable child care arrangements are more focused on the job and make better employees
- ❖ Receiving child care subsidy services offers children a chance to receive an early childhood education which leads to increased success in school and less costs to the community and state in terms of remedial services

<sup>1</sup> Based upon data from the 2000 Census and 2007 population projections.

<sup>2</sup> Includes SFY 2010-2011 non-Smart Start and Smart Start allocations and children served (during 10/10). For some counties, figures for funds available and children served include those for services provided through contracting Subsidy Administrator.

<sup>3</sup> Based on the average cost of care in Yadkin County and 5% increase in total funding (federal and state)

# Child Care Subsidy Services Makes a Difference for Children and Communities Yancey County

## What Service is Needed:

### Child Care Subsidy Services

- ❖ Helps parents pay for child care so they can work or attend school
- ❖ Provides information to parents about how to choose a safe, quality child care arrangement
- ❖ Funded by a mixture of state (35%) and federal (65%)

### Facts About Yancey County

- ❖ 765 children are eligible for child care subsidy services (Includes children under age 11 whose parents are working).<sup>1</sup>
- ❖ \$568,488 is currently available to serve eligible children.<sup>2</sup>
- ❖ Currently 119 children are receiving subsidized child care services. This represents 15.6% of all eligible children.<sup>2</sup>
- ❖ With a 5% increase in child care subsidy funding, an additional 6 children could be served each month in Yancey County.<sup>3</sup>

### Key Facts about Subsidy Services in North Carolina:

- ❖ About 85,000 children per month receive subsidy services
- ❖ 82% of the children are receiving services because their parents are employed
- ❖ 85% of the families receiving subsidy services earn less than \$25,000 per year
- ❖ Parents pay a portion of the child care cost by paying 8%, 9%, 10% of their income as a parent fee

## The Benefits:

### For Families

- ❖ Helps parents to work and attend school
- ❖ Provides a safe setting for children
- ❖ Helps children to be better prepared for school
- ❖ Having a good early childhood education experience helps children to be successful in language, math and social skills in school

### For the Community

- ❖ Working families put a large amount of money back into the local economy and tax system through their employment, earnings and purchase of child care
- ❖ The cost of child care subsidy services is offset by the working families' ability to pay taxes
- ❖ Parents with stable child care arrangements are more focused on the job and make better employees
- ❖ Receiving child care subsidy services offers children a chance to receive an early childhood education which leads to increased success in school and less costs to the community and state in terms of remedial services

<sup>1</sup> Based upon data from the 2000 Census and 2007 population projections.

<sup>2</sup> Includes SFY 2010-2011 non-Smart Start and Smart Start allocations and children served (during 10/10). For some counties, figures for funds available and children served include those for services provided through contracting Subsidy Administrator.

<sup>3</sup> Based on the average cost of care in Yancey County and 5% increase in total funding (federal and state)